

CONTENTS



| | | | |
|----|---|----|---|
| 2 | CORPORATE INFORMATION fiyf | 52 | CONSOLIDATED STATEMENT OF FINANCIAL POSITION k1 |
| 5 | RESULTS HIGHLIGHTS 86Ü | 54 | CONSOLIDATED STATEMENT OF CHANGES IN EQUITY B |
| 6 | MANAGEMENT DISCUSSION AND ANALYSIS M#4Ä-- | 56 | CONDENSED CONSOLIDATED CASH FLOW STATEMENT t |
| 26 | CORPORATE GOVERNANCE AND OTHER INFORMATION fi7#fi | 57 | NOTES TO THE UNAUDITED INTERIM FINANCIAL REPORT JZSW |
| 48 | REVIEW REPORT OF THE AUDITORS p2aS | 93 | DEFINITION Q" |
| 50 | CONSOLIDATED STATEMENT OF PROFIT OR LOSS B | | |
| 51 | CONSOLIDATED STATEMENT OF PROFIT OR LOSS AND OTHER COMPREHENSIVE INCOME B | | |





CORPORATE INFORMATION



BOARD OF DIRECTORS

Executive Directors

Mr. HUANG Jian (*Chairman*)

Mr. ZHENG Wenbin

Mr. LI Youquan

Ms. HUANG Danyan

Non-executive Directors

Mr. LIU Zhen

Mr. WANG Yalong

Independent Non-executive Directors

Mr. XIAO Wei

Mr. CHEN Aihua

Mr. LAM Yiu Por

Supervisors

Mr. ZHENG Feng

Ms. WEI Wei

Ms. ZHANG Ning

AUDIT COMMITTEE

Mr. CHEN Aihua (*Chairman*)

Mr. XIAO Wei

Mr. LAM Yiu Por

REMUNERATION AND APPRAISAL COMMITTEE

Mr. XIAO Wei (*Chairman*)

Mr. LI Youquan

Mr. CHEN Aihua

NOMINATION COMMITTEE

Mr. XIAO Wei (*Chairman*)

Mr. CHEN Aihua

Ms. HUANG Danyan

è + 6

B è +

» ‹ [€ ô @ •

M Ö ö ‹ [

½ Þ p ‹ [

» — . ~ {

ç B è +

d ‹ [

î - ² ‹ [

ù m ç B è +

ý ‹ [

Ó 6 ‹ [

È * ‹ [

9 +

M ¨ ¨ ‹ [

g \$ b ~ {

u ¹ ~ {

2 ‰ p 6

Ó 6 ‹ [€ ô @ •

ý ‹ [

È * ‹ [

Z G ~ ý è ‰ p 6

ý ‹ [€ ô @ •

½ Þ p ‹ [

Ó 6 ‹ [

d ¨ ¨ ‰ p 6

ý ‹ [€ ô @ •

Ó 6 ‹ [

» — . ~ {



STRATEGY COMMITTEE

Mr. HUANG Jian (*Chairman*)

Mr. ZHENG Wenbin

Mr. LAM Yiu Por

JOINT COMPANY SECRETARIES

Ms. XIONG Ting

Ms. LEUNG Kwan Wai

H SHARE REGISTRAR

Tricor Investor Services Limited

17/F, Far East Finance Centre

16 Harcourt Road, Hong Kong

AUTHORIZED REPRESENTATIVES

Mr. HUANG Jian

Ms. XIONG Ting

AUDITOR

KPMG

Certified Public Accountants

Public Interest Entity Auditor registered in accordance with
the Accounting and Financial Reporting Council Ordinance

8th Floor, Prince s Building

10 Chater Road

Central, Hong Kong

REGISTERED OFFICE IN THE PRC

Unit 1, Unit 301

No. 3, Xiangming Road

Xiamen Torch High-tech Zone (Xiang an)

Industrial Zone

Xiamen City, Fujian Province, the PRC

· + % p 6

» ‹ [€ ô @ •

M Ö õ ‹ [

È * ‹ [

L © ® ! d ã

\$ # ~ {

Ñ Q F ~ {

H p Ç N î ¾ ^

Y 3 Ç N î ¾ P " ® !

0 ¥ € & f 8 16 î

^ D — 17}

¬ Æ p Œ

» ‹ [

\$ # ~ {

è p ^a

- õ p 6 ^a + Ô

W 6 ^a

õ • 6 ¿ Ì Ò ... â 7 'h Y W ® : ; B

p"

0¥

HB8 10î

} 8}

• 7 W | + ^

• 7 E ² ~ 9

æ ‹ ÷ - € Ä •* 8

ü) 3î

301 S



CORPORATE INFORMATION



HEADQUARTERS AND PRINCIPAL PLACE OF BUSINESS IN THE PRC

22/F, Caizhui No. 188, Qianpu Road
Siming District
Xiamen City, Fujian Province, the PRC

PRINCIPAL PLACE OF BUSINESS IN HONG KONG

Room 1928, 19/F
Lee Garden One, 33 Hysan Avenue
Causeway Bay, Hong Kong

PRINCIPAL BANK

Xiamen Bank Co., Ltd. (Lianqian Branch)

HONG KONG LEGAL ADVISER

Han Kun Law Offices LLP
Rooms 4301-10, 43/F, Gloucester Tower
The Landmark, 15 Queen s Road Central
Hong Kong

COMPANY S WEBSITE

<http://www.yanzhiwu.com>

LISTING DATE

December 12, 2023

STOCK SHORT NAME

YAN PALACE

STOCK CODE

1497

< Å ĵ • 7 ô 8 © Ã

7E9
ü
} 188Ö 22}

0 ¥ ô 8 © Ã

0 ¥ Ö _ D
Ž 8 33îš
19} 1928

ô » 8 Ö

~ Ö p ... Þ " © ! € ó Ä Ö •

0 ¥ , ¥ *

• a + Ö Þ " , a , ¥ «
0 ¥
- § } 8 • 15ñ?
Sñ} 43} 4301-10

© ! c g

<http://www.yanzhiwu.com>

j 9 Ú ,

Z g Z g È d Z Ü d Z Ú

p ... H

ò ~

p ... þ î

1497



RESULTS HIGHLIGHTS

8

RESULTS HIGHLIGHTS

Our revenue decreased by 4.22% from RMB1,059.30 million for the six months ended June 30, 2024 to RMB1,014.58 million for the six months ended June 30, 2025.

Our gross profit increased by 2.67% from RMB513.80 million for the six months ended June 30, 2024 to RMB527.53 million for the six months ended June 30, 2025.

Our net profit increased by 28.98% from RMB60.05 million for the six months ended June 30, 2024 to RMB77.45 million for the six months ended June 30, 2025.

Our adjusted net profit (non-IFRS measure)⁽¹⁾ increased by 35.54% from RMB60.05 million for the six months ended June 30, 2024 to RMB81.39 million for the six months ended June 30, 2025.

Note:

(1) The Company's adjusted net profit (non-IFRS measure) represents the net profit for the period, adjusted to add back equity-settled share-based payment expenses, which are non-cash in nature.

8 6 Ü

| | | |
|-------------|------------|-------|
| ÖY; ÜgZ, dÜ | | |
| HÜP~ | 1,059.30 ¥ | 4.22% |
| ÜgZ, dÜHÜ | | |
| P~ | 1,014.58 ¥ | |

| | | |
|---------------------------|----------|-------|
| ÖY ^a ; ÜgZ, dÜ | | |
| HÜP~ | 513.80 ¥ | 2.67% |
| ÜgZ, dÜHÜ | | |
| P~ | 527.53 ¥ | |

| | | |
|----------------|---------|--|
| ÖY ; ÜgZ, dÜ | | |
| dÜHÜP~ | 60.05 ¥ | |
| 28.98% ÜgZ, dÜ | | |
| HÜP~ | 77.45 ¥ | |

| | | |
|-------------|---------|--------|
| ÖY; ÜgZ, dÜ | | |
| HÜP~ | 60.05 ¥ | 35.54% |
| ÜgZ, dÜHÜP~ | | |
| P~ | 81.39 ¥ | |

Wj

(1) IfiY%ÜS~
8 < %B QYp ø
ÖY f



MANAGEMENT DISCUSSION AND ANALYSIS

M&A

BUSINESS REVIEW

In the first half of 2025, China's macro-economic policies continued to deliver sound results, and the economy maintained a stable and positive trend, demonstrating strong resilience. However, uncertain factors in the external environment persisted. Against this backdrop, the health industry became a key driver of economic growth, with multiple favorable factors, including policies, technology and capital, accelerating the industry's transformation and upgrade.

Leveraging its strong research and development capabilities, the Company continued to enrich its EBN product portfolio, successfully reaching a wider consumer base through a diversified and differentiated product strategy. At the same time, the Company upheld a prudent operational strategy to proactively respond to market changes and continued to consolidate and strengthen existing channels while focusing on the deployment of its KA channel. It actively explored the potential of lower-tier markets and accelerated the expansion for overseas business. By continuously optimizing production efficiency and effectively reducing production costs, the Company laid a solid foundation for enhancing product competitiveness. With certifications such as No. 1 in Premium EBN Sales, No. 1 in Traceable Bird's Nest Imports, and No. 1 in the China Brand Power Index, the Company has further strengthened its leading position in the industry.

1. Product Innovation and Exploration to Expand Consumer Groups

In response to the diverse and differentiated needs of consumers, the Company firmly implemented the pure EBN, EBN+ and +EBN strategies, built a systematic framework of product development, covering R&D, iteration and innovation, and continuously improved the product structure to cover a wider range of segmented demand scenarios, with an aim to providing consumers with more comprehensive nourishment solutions.

During the Reporting Period, the Company actively expanded its consumer base for EBN products. In response to consumers' demand



MI

M # 4 Å ~ ±

+ 0000
 'p̄ l f̄ 0̄
 00p- -d\$.
 V / # dı 2025 j .s.v/
 X 43.82kd0 # 6.28%f
 0618 j̄ d̄ 0̄
 / P ; (d̄ 0̄ / X ī
 / f - * 0̄ 9 Y 0̄ F
 b 0̄ d̄ 0̄ # "Y
 : p̄.

? 0̄ e g . y 0̄
 - d̄ f i l j̄ . 0̄ 0̄
 YANPEP 0̄ 0̄ y 0̄ 0̄ 0̄
 i a c Z 6 e 0̄ 0̄ a
 0̄ 0̄ * 0̄ R H G y i -
 ; d̄ 0̄ C n I k Y 0̄
 0̄ 0̄ 0̄ 0̄ 0̄ 8
 f

2 e





(2) E-commerce Channels

The Company's online sales network consists of self-operated online stores, distributor-operated online stores and e-commerce platforms. During the Reporting Period, the Company's total revenue generated from e-commerce business was RMB632.66 million, accounting for 62.36% of the total revenue of the Company. As of June 30, 2025, the Company had 41 self-operated online stores, 65 distributor-operated online stores and 20 customers who are e-commerce platforms on mainstream e-commerce or social media platforms such as JD, Tmall and Douyin.

Online channels continued to expand due to their high penetration and flexibility. Interest-based e-commerce platforms like Douyin and social recommender platforms like Xiaohongshu became growth engines. In the first half of 2025, in addition to traditional

(2) e → 8

® ! Y Þ j V / c Š c³ e
 ¾ V c³ ¿ e ; (f S , « d
 ® ! e 8 Æ x] % [O Æ 632.66
 k d & f i ! * 62.36% f
 Ú 2025 , 6 Ü 30 Ú f i l e ´
 e ¥ ð e ± & ; (j Þ 41 c Þ 65 ¾ c
 ± 20 H e ; (Ö

Þ 8 f l ÷ À - 3 z l 5
 Ö d i ¥ Þ 3 3 e ¿
 . Þ Y ± G £ (Ö
 * 2025 j d ð e /
 U e ; (. d f i ! - L c
 i - k 4 x Ö ^
 ¥ 8 f S « 2024
 Þ V + d Y k Þ
 j \$ D d f l e / e ¥
 ô ; (f z [5
 Å

(3) ÷ 9 → 8

® ! - ò . - 6 p • | É N 54 d Þ
 j ; (W 6 p : 871 f S
 È v Ö d f i ! = ÷
 ^ + e Y n 6 p z e (6 >
 f

2025 j , d f i ! f V / 1
 9 X l ÷ + ~ z d D Þ
 j # ~ Ü Ü G Ö
 p Y [z # f VIP Ö ~
 Ü ÷ e 7 Y n z d
 ~ ÷ ¥ ä d f i ! -
 14 H Þ Y : Ö d @
 K (6 e * 6 e + H
 z d Þ " Ö - Ü
 d v • Ö Ü - 8 ?
 b V / 7 f





(1) ò J Á ! ¼ ĭ

2025, 6 ů a 0 0 0 0
fi s Ó « 0 0 *
fi ð c V Ó ě
Y æ / ð a 0 0 d 6
Y 0 %

fi 0 Y ' ě C 0 p
Y 0 2025 . 1 ů - 9
- ĭ 0 " q 0 ě " Ó æ
ð ĭ ð Y ě ě ě L ě . .
æ ð ů ĭ U Q Y ð ĭ ð Y
O ě ě N ě ě 0 ě ě



(2) EBN Peptide Technology Research and Development

Among the Company's seven established joint laboratories, three specialized laboratories focus on the in-depth research and application transformation of EBN peptide. As a significant achievement in EBN deep processing, EBN peptide represents a



■

M # 4 À ~ ±



4. Integration of High-quality Resources to Boost Brand Development and Enhance Industry Leadership

On the China Brand Power IndexSM (C-BPIfi) EBN brand ranking, the Company has been ranked the first in the industry for six consecutive years, leading the industry in terms of brand power.

During the Reporting Period, the Company leveraged its multi-faceted brand ambassador matrix, including Ms. Gong Li (iµ) and Mr. Wang Yibo (Œø), to reach diverse consumer groups. Furthermore, the Company gradually initiated IP collaborations to further expand its consumer base {short video clips featuring relevant ambassadors, collaborating artists and leading influencers were released on platforms such as Douyin, JD and Tmall, which has effectively boosted the brand exposure.

The Company continued to collaborate with restaurants and hotels to launch EBN-featured Afternoon Tea Sets and EBN Banquets, creating the frequent scenarios for social consumption. As of June 30, 2025, it had established partnerships with seven restaurants, including LA CHANSONNI`RE and Lu Shang Lu, as well as six hotels, including China World Summit Wing, Beijing and Shangri-La Shenyang. Leveraging its premium positioning and expertise, the Company offered customers refined EBN experience, elevating EBN from a traditional tonic into a modern consumer product combining wellness, nourishment and social attributes. In light of the high-quality and stable consumer base and brand endorsements of its partners, the Company further strengthened its brand image.

4 e Æ ¥ ´ / U ? b Ü Ð £ j d • ¼ 8 ĩ < ®

- • 7 Ü Ð b 8 p SM(C-BPIfi)ðÜ-
d fil, \$L 8 ĩ / d Ü-
ðž8f

S d fil! i µ Œø
µ p ĩ d \$: i *
Y9C:fādÉ. IP¥dS
É a: Œ: µ ¥ µ
[; Œ V o µ e /
¿(ðÜ)

fi5 L Œ - ð Œ
hðg-tl
{Ü 2025, 6Ü 30Ü-pej
7 BdŒ7q ð
0Œ 6 anðdfi
l-/ Œ 8 b.d ð 6 Z Ø
ð d Z ð)UY ð
RH p ð - ĩ n Œ \$ p Ü
(1 Œ Ü - / Œ Œ ĩ
Ü Œ Ü ef



5. Empowerment of Supply Chain Efficiency Upgrades with Intelligent Manufacturing

The Company owns three self-built factories, namely the Yan Palace EBN smart factory in Xiamen, the Songjiang production base in Shanghai and the Guanghe rural employment factory in Gansu. In the first half of 2025, the Yan Palace EBN smart factory's MES (Manufacturing Execution System), WES (Warehouse Execution System), WMS (Warehouse Management System) and intelligent and stereoscopic warehouse passed acceptance and completed digital transformation. Thanks to intelligent upgrades in sorting, canning, packaging and warehousing, the production efficiency has been significantly improved and operating costs have been effectively optimized. In the sorting process, automated slitting and the cleaning and soaking equipment enhance the efficiency of EBN soaking, and AI-powered sorting equipment significantly improves efficiency. In the filling and packaging process, the lean management, including process flow and VSM value stream analysis, effectively improves material turnover efficiency and production line effectiveness. With respect to the intelligent warehousing, during the Reporting Period, the Company introduced the WES warehouse execution system and integrated it with AGV intelligent equipment to build an intelligent and stereoscopic warehouse, driving intelligent upgrades in warehousing operations. Leveraging the digital transformation achievements of the EBN smart factory, the Company and Kingdee jointly established the first Co-creation Base for Workshop of Digital Transformation to empower more companies to undergo digital transformation. Going forward, the Company will build a supply chain central BI (Business Intelligence) middle platform, breaking down data barriers of the systems like WES, WMS and MES. This will establish a rapid information command center integrating production, sales and inventory, further enhancing the level of information-based and intelligent production, and will also conduct Smart Manufacturing 3.0 evaluation and review. Within the production process, the Company will continue to promote lean production management, optimize cost efficiency, and build a more competitive supply chain system.

5 e ø } • j ž (• 6 Đ á • Ö ° t

© ! 1 P ~ ò ~ ò J } • ^ @ e j
 ê [* ? © e Z ? & Š À 1 8 ^ @ g
 } ^ @ f2025 j d òò
) © MES B WES
 B WMS Q M # B }
 m Q « Ó 7 d {
 B e Q Y } *
 t d [Ö 9 d d 6 Ö
 f 7 d à y E
 8 B Ö AI E
 E d Ö f ~ d •
 VSM ZBM # d
 Ö 7 Ö ~ * Ö
 Q d f i S «] WES Q
 B B (¥ AGV
 Q d " Q * 8) t f ?
 ò) Ö 7 Ö f i ! -
 L Ö / p 7 E e Ö
 B (p 7 E 8 d f i
 Z Ö E - BI } (d
 BN WESe WMSe MES B p o
 * V À Y " B h -
 S Ö -) t ä d ()
 3.0 Y 2 E f i d
 f i Z 5 " Z B [M # d - Ö
 Ö d B) F b Y 6 E



The Company spearheaded the drafting of the Calculation Approach for Carbon Footprint of EBN Products. This approach will build a refined carbon footprint calculation model covering the entire life cycle of an EBN product, from raw material tracing, production and processing,



The Company's expansion into innovative products and EBN-related business extensions is currently in the phase of market cultivation and is still undergoing exploration and incubation. The Company is committed to fully releasing the growth potential and market value of this product matrix in the future. It also continues to iterate and upgrade existing products and develop new products that precisely meet consumer needs to continuously enrich its product portfolio. In relation to the pure EBN products, the Company is iterating core products such as *One Nest* (一巢) and Freshly Stewed Bird's Nest (鲜炖) to optimize production efficiency, strengthen product competitiveness and strengthen its leading position in the industry. In relation to the EBN+ and +EBN products, the Company is accelerating the research and development of new products, launching new product series such as EBN porridge and EBN peptide and developing innovative products such as EBN vials to expand coverage of its targeted customer base.

To further improve its sales network, the Company will focus on optimizing stores in core cities, building a county-level sales network, expanding the KA channel and exploring overseas markets. Based on its strategy of opening large stores in core cities, the Company will continue to open 3.0 flagship stores in the second half of the year and advance the launch of Yan Palace's Shanghai Member Center, comprehensively enhancing the offline experience. Focusing on the top 100 counties, the Company will establish a sales network system in lower-tier markets through standardized and asset-light stores. The Company will strengthen its partnerships with KA and convenience-store channels, creating new pillars of growth by entering large supermarket chains. Furthermore, the Company will actively expand into overseas markets, adopting Singapore as a hub to reach more regions and enhance its international competitiveness.

The Company will uphold the corporate vision of leading the global bird's nest industry and building a century-old national brand (百年品牌). Relying on its excellent product strength, extensive channel layout and strong scientific research capabilities, the Company will further strengthen its leading position in the industry and actively promote the high-quality development of the health industry.

■

- +&d'Ùde
 òè * ù òè
 òè f

+

SÉ/c d fi Z B a · 七—
 9 3 9 V / c e ß
 ß 9 f 7 9 } + d
 h Z 1 É 3.0 0 d ' q
 6 p . d & d ' h is iv
 \$ d 2 A * d 0 9
 V / c B v ~
 ¥ d 4 A t d B 8 6 #
 - 0 4 9 d t } y
 rg 0 d d 7 } f b f

KA 8 (

KA 8 2 3 Y

fi Z b 5 0 8 d B 2 0 ~
 Y B 0 1 Y s * 0 e 9 8
 1 y } . b d S É 8 . i f i
 d 9 * 8 # f



FINANCIAL REVIEW

The following discussions are based on the financial information and notes set out in other sections of this interim report and should be read in conjunction with them.

Revenue

Our revenue was mainly derived from sales and distribution of EBN products.

Our revenue decreased by 4.22% from RMB1,059.30 million for the six months ended June 30, 2024 to RMB1,014.58 million for the six months ended June 30, 2025. The following table sets forth a breakdown of our revenues by product categories for the six months ended June 30, 2024 and 2025.

Note:

- (1) Include non-EBN products such as snacks and rice dumplings etc.

Pure EBN products. Revenue generated from pure EBN products mainly represents the revenue generated from sales of pure EBN products primarily consisting of *One Nest* (一窝), Freshly Stewed Bird's Nest (鲜炖), other bottle-canned bird's nest and dried EBN. Our revenue generated from the sales of pure EBN products decreased by 3.18% from RMB926.32 million for the six months ended June 30, 2024 to RMB896.82 million for the six months ended June 30, 2025, primarily due to decrease in sales of



EBN+ and +EBN products. Revenue generated from EBN+ and +EBN products mainly represents the revenue generated from sales of EBN+ and +EBN products. Our revenue generated from the sales of EBN+ and +EBN products decreased by 10.99% from RMB124.7 million for the six months ended June 30, 2024 to RMB111.0 million for the six months ended June 30, 2025.

δ +ζ +δ*Ü f δ +ζ +δ*Ü[
Y V / δ +ζ +δ*Ü ×
J A V / δ +ζ +δ*Ü [Y ×
Ü g Z , Ü d Ü Ü P ~
124.7 ¥ 10.99% Ü g Z Ü
d Ü Ü P ~ 111.0 ¥

Others. Our revenue generated from the sales of other products decreased by 18.46% from RMB8.29 million for the six months ended June 30, 2024 to RMB6.76 million for the six months ended June 30, 2025.

/ü f A V / I ü Ü Y ×
g Z , Ü d Ü Ü P ~ 8.29 ¥
T I 18.46% Ü g Z Ü d Ü
H Ü P ~ 6.76 ¥

Cost of sales

Our cost of sales primarily consisted of cost of raw materials, employee benefits expenses, production costs and courier fees.

V / Ó I

ç A Y V / Ó I ô < a ζ Ø Ó I e ± p E
; š Ō e [* Ó I ζ ž È I f

Our cost of sales decreased by 10.72% from RMB545.51 million for the six months ended June 30, 2024 to RMB487.05 million for the six months ended June 30, 2025.

ç A Y V / Ó I _ Ü Z g Z , È - Ü g d Ü
ß - H Ü Y [O A E 545.51 ¥ 10.72%
Ü g Z , Ü d Ü Ü P ~
487.05 ¥

Gross profit and gross profit margin

Our gross profit increased by 2.67% from RMB513.80 million for the six months ended June 30, 2024 to RMB527.53 million for the six months ended June 30, 2025.

ã ; ζ ã ;
ç A Y ã ; _ Ü Z g Z , È - Ü g d Ü ß -
H Ü Y [O A E 513.80 ¥ 2.67% Ü
g Z , Ü d Ü Ü P ~ 527.53 ¥
¥

Our gross profit margin for the six months ended June 30, 2025 was 51.99% as compared to 48.50% for the six months ended June 30, 2024. The increase in gross profit margin was attributable to the steady improvement of the production efficiency through the intelligent manufacturing upgrades and process improvements of the new factory, which has effectively promoted the optimization and upgrades of the cost structure.

Ü g Z , Ü d Ü Ü P ~
a 51.99% d Ü g Z , Ü d
Ü Ü P ~ 48.50% d a j ð
â i @ @ i z t q µ
d [Ō È d Ü Ó
Y t d p n a f

Selling and distribution expenses

Our selling and distribution expenses primarily consisted of (i) advertising and promotion fees and (ii) employee benefits expenses. Our selling and distribution expenses decreased by 8.70% from RMB365.27 million for the six months ended June 30, 2024 to RMB333.48 million for the six months ended June 30, 2025, which was primarily attributable to a reduction in the Group's advertising fees in light of the macro-economic situation, we proactively adjusted our sales strategy and effectively increased the input-output ratio, which resulted in a decrease in the selling expense ratio.

V / ζ ¾ V š Ō
ç A Y V / ζ ¾ V š Ō ô < (i) ℑ ?
l i ζ (ii) p E : ç A Y V / ¾
Ü g Z , Ü d Ü Ü P ~
O ~ 365.27 ¥ 8.70% Ü g Z ,
Ü d Ü Ü P ~ 333.48 ¥
â s I Y f j ¥ ×
ç A - V / + d . f â
V / I ð % f



Administrative expenses

Our administrative expenses primarily consisted of (i) employee benefits expenses and (ii) consulting service fee which primarily consisted of expenses in connection with strategic and management consulting services. Our administrative expenses increased by 6.36% from RMB62.60 million for the six months ended June 30, 2024 to RMB66.58 million for the six months ended June 30, 2025, which was primarily attributable to an increase in the equity-settled share-based payment expenses.

Research and development expenses

Our research and development expenses decreased by 8.17% from RMB12.36 million for the six months ended June 30, 2024 to RMB11.35 million for the six months ended June 30, 2025, as we optimized and streamlined our experimental design, reducing the expenses on materials for research and development.

Other net income

Our other net income primarily consisted of (i) government grants and (ii) interest income. Our other net income decreased by 20.75% from RMB7.97 million for the six months ended June 30, 2024 to RMB6.32 million for the six months ended June 30, 2025, which was primarily attributable to a decrease in the interest income.

Finance cost

Our finance costs primarily consisted of interest expenses on our lease liabilities. Our finance costs decreased by 9.23% from RMB3.53 million for the



Profit for the period

As a result of the foregoing, our profit for the period increased by 28.98% from a net profit of RMB60.05 million for the six months ended June 30, 2024 to a net profit of RMB77.45 million for the six months ended June 30, 2025.

, « ; —

_ ò j Ö Ô d ç A Y , « ; — _ Ú Z g Z , Ë Ñ Ü g d Ú ß Ñ H Ü Y ; — [O Æ 60.05 k# 28.98% Ú g Z Ú d 77.45 f

Adjusted net profit for the period (non-IFRS measure)

In order to supplement our consolidated financial statements presented in accordance with the IFRSs, we use adjusted net profit (non-IFRS measure) as an additional financial measure, which is not required by, or not presented in accordance with the IFRSs. Our adjusted net profit (non-IFRS measure) represents the net profit, adjusted to add back equity-settled shared-based payment expenses for the corresponding period. Equity-settled share-based payment expenses are adjusted for as they are non-cash in nature. We believe that the non-IFRS measure facilitates the analysis and comparison of our operating performance.

, « ¾ Æ ; — € ç 7 ç ì S _ Æ Ž •

% p ç A i ½ 7 ç ì S _ Æ O • Y] ¥ ì Æ d ç A 4 \ ¾ Æ ; — € ç 7 ç ì S _ Æ Ž • * % X . ì Ž d l (ç 7 ç ì S _ Æ Ô Ë d u ç i ½ 7 ç ì S _ Æ O • f ç A Y ¾ Æ ; — € ç 7 ç ì S _ Æ Ž • 8 ; — ¾ « ' Ð , œ ø Æ B Q Y p ... ù › š Ō * Æ f a ø Æ B Q Y p ... ù › š Ō n ç \$ - ì / d B Š * Æ f ç A © % d ç 7 ç ì S _ Æ Ž Þ ? õ ± ç â 0 ç A Y ¾ Æ \$ f

For the six months ended June 30,
Ú Ñ Ü g d Ú ß Ñ H Ü
2025 2024
Z g Z ž Ě Z g Z , Ě
RMB 000 RMB 000
[O Æ w © [O Æ w ©

| | | 2025 | 2024 |
|--|-----------------------------|-----------|-----------|
| | | RMB 000 | RMB 000 |
| | | [O Æ w © | [O Æ w © |
| Profit and total comprehensive income for the period | , « ; — ç < Æ & x B | 77,451 | 60,045 |
| Add: | j | | |
| Equity-settled share-based payment expenses | BQYpŃ | 3,942 | |
| Adjusted net profit (non-IFRS measure) | ¾ Æ ; — € ç 7 ç ì S _ Æ Ž) | 81,393 | 60,045 |



Liquidity, financial resources and capital structure

The primary uses of cash are to fund the daily operations of the business of the Group. For the six months ended June 30, 2024 and 2025, we financed our capital expenditures and working capital requirements primarily through cash generated from our operating activities. Going forward, we believe that We have cix inued to maintain a healthy res I res ty, finan poripera res hav



MI

M # 4 À ~ ±

0.01 f

Q (J.D. Ů Q À V P
À Ö Y M # Q Y . Ç Q
Z @ Ů X Ç Q d (P
Ů È 8 % , f



Pledge of assets

As of June 30, 2025, we did not pledge any of our assets.

* / ǎ

Ú Z g Z ž Ě → Ü g d Ú d ç A (ì / ǎ ,
* f

Net current assets

As of December 31, 2024 and June 30, 2025, our net current assets amounted to RMB402.04 million and RMB375.88 million, respectively. The decrease in our net current assets was primarily attributable to a decrease in the inventories as a result of the fluctuation in sales during the peak season and the off season.

t *

Ú Z g Z , Ě d Z Ü g d S Ú ç Z g Z ž Ě
→ Ü g d Ú d ç A Y t * ± 9 % [O Æ
402.04 402.04 SRZ % 402.04 RMB Ú ad } * f W Serp

Borrowings and Indebtedness

Our indebtedness consisted primarily of lease liabilities. The following table sets forth a breakdown of our indebtedness as of the dates indicated.

As of June 30, 2025, we had no outstanding balance of borrowings. In addition, we had banking facilities of RMB197.0 million, none of which was utilized.



MI

M # 4 À ~ ±

Key financial ratios

The following table sets forth our key financial ratios as of the date and/or for the periods indicated.

ô ì â

h œ 1 • ç A Ú ß Ô Ú , ÿ J Ð Ô , œ Y
ô ì â f

| | | For the six months ended June 30, | |
|------------------------------------|-----------|-----------------------------------|-----------|
| | | Ú - Ü g d Ú ß - H Ü | |
| | | 2025 | 2024 |
| | | Z g Z ž Ě | Z g Z , Ě |
| Profitability ratios | ⊗ ; • b â | | |
| Gross profit margin ⁽¹⁾ | a , (1) | 51.99% | 48.50% |
| Net profit margin ⁽²⁾ | ; (2) | 7.63% | 5.67% |
| Return on equity ⁽³⁾ | pl« (3) | 10.27% | 7.81% |

| | | As of | As of |
|------------------------------|---------|-------------|---------------|
| | | June 30, | December 31, |
| | | 2025 | 2024 |
| | | Ú Z g Z ž Ě | Ú Z g Z , Ě |
| | | - Ü g d Ú | d Z Ü g d S Ú |
| Non-current indebtedness | ç C , À | | |
| Current ratio ⁽⁴⁾ | t â (4) | 172.97% | 165.75% |
| Gearing ratio ⁽⁵⁾ | I Â (5) | 17.06% | 16.96% |

Notes:

- (1) The calculation of gross profit margin is based on gross profit for the period divided by revenue for the respective period and multiplied by 100%.
- (2) The calculation of net profit margin is based on profit for the period divided by revenue for the respective period and multiplied by 100%.
- (3) The calculation of return on equity is based on profit for the period divided by average total equity as of the beginning and end of the period and multiplied by 100%.
- (4) The calculation of current ratio is based on current assets divided by current liabilities as of period end.
- (5) The calculation of gearing ratio is based on total debt (including interest-bearing borrowings and lease liabilities) divided by total equity and multiplied by 100%.

Wj

- (1) ² 2 œ 11 Qf 100%
- (2) ; 2 œ 0 - 11 100% Qf
- (3) pl« 2 œ 11 K < BY ; i 11 100% Qf
- (4) t â 2t * œ 11 t À Qf
- (5) I Â 2 < À œ # œ 11 100% Qf



CORPORATE GOVERNANCE AND OTHER INFORMATION





CORPORATE GOVERNANCE AND OTHER INFORMATION
 公司治理及其他資料

| Name | Capacity/Nature of interest | Number of H Shares ⁽¹⁾ | Approximate percentage in our total share capital & p l < X |
|-------------------|--|-----------------------------------|---|
| 姓名 | 身份/性質 | 持有... 股份 ⁽¹⁾ | 約佔總股本的百分比 |
| Mr. Zheng M[| Beneficial owner | 33,273,040 (L) | 7.15% |
| | Interest held jointly with another person ⁽²⁾ | 137,578,025 (L) | 29.55% |
| | ~\$S/B ⁽²⁾ | 29,000,000 (S) | 6.23% |
| | Interest of spouse ⁽⁵⁾ | 8,625,000 (L) | 1.85% |
| Mr. Li %o | Beneficial owner | 33,249,145 (L) | 7.14% |
| | Interest held jointly with another person ⁽²⁾ | 146,226,920 (L) | 31.41% |
| | ~\$S/B ⁽²⁾ | 29,000,000 (S) | 6.23% |
| LIU Zhen d | Beneficial owner | 12,059,675 (L) | 2.59% |
| | Interest in controlled corporation ⁽⁶⁾ | 60,000,000 (L) | 12.89% |
| WANG Yalong †† | Interest in controlled corporation ⁽⁷⁾ | 38,857,460 (L) | 8.35% |
| | a,YB ⁽⁷⁾ | | |



SUBSTANTIAL SHAREHOLDERS INTERESTS AND SHORT POSITIONS IN SHARES AND UNDERLYING SHARES

As of June 30, 2025, to the best knowledge of the Directors, the following persons, other than Directors, Supervisors or chief executive of the Company, had interests or short positions in the Shares or underlying Shares which fall to be disclosed to the Company under the provisions of Divisions 2 and 3 of Part XV of the SFO as recorded in the register required to be kept by the Company pursuant to Section 366 of the SFO:

2024/25

2024/25
 2024/25
 2024/25
 2024/25
 2024/25
 2024/25

| Name | Capacity/Nature of interest | Number of H Shares ⁽¹⁾ | Approximate percentage in our total share capital & p I < X |
|---------|-----------------------------|-----------------------------------|---|
| 2024/25 | 2024/25 | 2024/25 | 2024/25 |



®!7# 2 l ü ! 1

| Name | Capacity/Nature of interest | Number of H Shares ⁽¹⁾ | Approximate percentage in our total share capital & p l < X |
|---|---|-----------------------------------|---|
| ‘ 𠄎 | ... J Æ B Ì / | H p p ... p Ž ⁽¹⁾ | Y ? Ö õ ± â |
| YANG Lei | Interest in controlled corporation ⁽⁶⁾ | 38,857,460 (L) | 8.35% |
| 𠄎 | a, YB ⁽⁶⁾ | | |
| Shannan Yanshi Venture Investment Co., Ltd. | Interest in controlled corporation ⁽⁶⁾ | 38,857,460 (L) | 8.35% |
| 𠄎 | a, YB ⁽⁶⁾ | | |
| WANG Jinghui | Interest in controlled corporation ⁽⁶⁾ | 38,857,460 (L) | 8.35% |
| 𠄎 | a, YB ⁽⁶⁾ | | |
| HU Qiaohong | Beneficial owner | 32,978,255 (L) | 7.08% |
| 𠄎 | B P | | |

(1) (2) See Corporate Governance and Other Information 7 Interests and Short Positions of the Directors, Supervisors and the Chief Executive of Our Company in the Shares, Underlying Shares and Debentures of Our Company and Its Associated Corporations in this interim report for more information.

(1) (2) I 57# 𠄎
 𠄎 e9+ 𠄎 𠄎
 -L, Y p e: p 𠄎 Y B
 𠄎

(3) Ms. Xue is the spouse of Mr. Zheng. Accordingly, they are deemed to be interested in the same number of Shares of each other for the purpose of the SFO.

(3) a - {M [Y 𠄎 1 N 𠄎
 𠄎 p 𠄎 𠄎
 Y p B f

(4) Xiamen Guangyao Tianxiang Investment Co., Ltd. is the sole general partner of Guangyao Tianxiang LP and is therefore deemed to be interested in the Shares held by Guangyao Tianxiang under the SFO.

(4) 4 B 𠄎 4 B P
 𠄎, S w 𠄎 𠄎
 𠄎 V 𠄎 B 𠄎 Y
 B f

(5) The general partner of Xiamen Jinyanlai LP is Wang Junjie, who is therefore deemed to be interested in the Shares held by Xiamen Jinyanlai LP under the SFO.

(5) 𠄎 P 𠄎 w 𠄎 [𠄎
 𠄎 𠄎 𠄎 d 𠄎 V
 p 𠄎 𠄎 Y B f

(6) Beijing Yanshi Investment Management Center (Limited Partnership) is the sole general partner of Hongyan Investment LP. The general partner of Beijing Yanshi Investment Management Center (Limited Partnership) is YANG Lei and the limited partner of Beijing Yanshi Investment Management Center (Limited Partnership) holds more than one-third of its limited partnership interest is Shannan Yanshi Venture Investment Co., Ltd. (a company owned as to 51% by WANG Jinghui and 45% by WANG Yalong). As such, each of Beijing Yanshi Investment Management Center (Limited Partnership), YANG Lei, Shannan Yanshi Venture Investment Co., Ltd., WANG Jinghui and WANG Yalong is deemed to be interested in the Shares held by Hongyan Investment LP under the SFO.

(6)



CORPORATE GOVERNANCE AND OTHER INFORMATION
ZETA ZETA ZETA

Save as disclosed above, as of June 30, 2025, the Directors, Supervisors and



®!7# 2 l ü ! 1

(iii) Scheme administration

A management committee has been authorized to act as the scheme administrator to manage the scheme and the related shareholding platform, including but not limited to, formulating and amending detailed implementation documents for the scheme, managing the daily operation of the scheme and related shares, approving the exit and share transfer, determining and explaining terms of the scheme and related matters thereunder and other work as otherwise authorized by the Company. The management committee shall consist of eight members including one team leader who is the chairman of the Company, three deputy team leaders who are the Company's vice chairman, general manager, and chairman of the board of Supervisors, and four team members who are the Company's chief financial officer, board secretary, human resources director and manager of the legal department.

(iv) Maximum number of Shares

A total number of 8,208,320 Shares underlying the Employee Incentive Scheme were issued to Jinyan Tengfei LP for the purpose of the Employee Incentive Scheme, representing approximately 1.76% of the total issued share capital of the Company. As of June 30, 2025, all Shares subject to the Employee Incentive Scheme have been granted to and subscribed by 43 Participants.

(v) Rights and Restrictions Attached to the Limited Partnership Interests in Jinyan Tengfei LP that were Subscribed For

The Company shall establish a limited partnership entity as an employee shareholding platform to hold and manage the Shares under the scheme. The general partner of such entity shall be the person representing and responsible for the management of such entity, including exercising the voting rights attached to the Shares held by Jinyan Tengfei LP, and the limited partners shall not participate in the management. Accordingly, the Company established Jinyan Tengfei LP as the employee shareholding platform, the general partner of which is Mr. Huang and the limited partners of which are grantees under the scheme.

(iii) C E M #

Š - Æ M # % p 6 Ä , C E M # [d ø M # C E 2 ' ë 5 p ; (d < (" " õ S › 2 L · C E Y ¼ D Z Æ e M # C E 2 ' ë p ... Y Ú l 6 * e - X x 2 p ... 7 + e > › 2 Q C E Y â › 2 l ' ë + ° ø 2 l ® ! \$ - Æ Y l ü ^ * f M # % p 6 Z _ ^ ¢ Ó p \ Ó d < S ¢ \ — € % l ® ! è + — e g ¢ \ — € % l ® ! è + — e < ¾ # 2 9 + 6 ô © • 2 , ¢ \ p € % l ® ! Y / © Ì c e è + 6 d ã e [b U < 9 2 , Ä ¾ # ¢

(iv) ð } p ... p f

1 ‡ p ç , C E p d Š £ - ò \ - p " ¥ « i Y ‡ p ç , C E ' ë Y p ... < p % 8,208,320 p p d ð f i i p l < X Y 1.76% f ũ g Z ũ d ũ p ç Ÿ ð i < 43 / - k (l f

(v) Ô © ... Y - ò \ - p " ¥ « Y p " ¥ « Æ B • m Y Æ ; 2 " S

l ® ! Z m p " ¥ « ¼ * % ‡ p 5 p ; (d ø 5 p 2 M # C E ° h Y p ... f p ë ¼ Y w · ¥ « [² % ¼ Y p C E (¢ M # ¼ d < 4 - ò \ - p " ¥ « 5 p Y p ... Ô • m Y C E Ô Æ d p p " ¥ « [" { ~ M # f ¢ ä d l ® ! £ m - ò \ - p " ¥ « * % ‡ p 5 p ; (d l w · ¥ « [% » < [d p p " ¥ « [% C E Y ç , Á e f



All the grantees shall be entitled to all the economic interests relating to their respective limited partnership interests in Jinyan Tengfei LP that were subscribed for, except that the limited partnership interests in Jinyan Tengfei LP that were subscribed for shall be subject to certain transfer and disposal restrictions, including: (i) the completion of a qualified listing; (ii) the expiry of the lock-up period as required by the CSRC (where applicable); and (iii) 36 months commencing from the date of implementation of the scheme. In addition, each grantee who is Director, Supervisor or senior management of the Company shall retain at least 10% of the total Shares subscribed by him/her under the scheme during his/her term of employment, to avoid short selling and control the risk.

In the event that the relevant grantees conduct material malfeasance, violate the lock-up requirements, take action materially adversely affect the Group or conduct competitive business without the approval of the Company, such limited partnership interests in Jinyan Tengfei LP that were subscribed for shall be unconditionally sold to other limited partners or third parties designated by the scheme administrator at the price calculated based on the following calculation methods, whichever is lower and deducting the taxes and administrative expenses accrued per share: (a) the actual subscription price paid by such grantee; or (b) the most recent and valid fair value assessed.

In the other events, the sales price shall be determined with reference to the principal above and such shall not be higher than the price calculated based on the following calculation methods, whichever is higher and deducting the taxes and administrative expenses accrued per share: (a) the actual subscription price paid by such grantee plus interests of commercial banks in the same period; or (b) the most recent and valid fair value assessed or the market trading price.

Qe Z P P I Q O
Y a P P P P
Y B d O a
P P P m O +
J S d < (i) Q 9 i (ii)
7 9 6 O d B a
¿ (iii) D U 36 H U ä
. d * I f i e e 9 + + M # 4
Y Q e I t S I
P O < p Y 10% d I 5 -
d (S P

J : Q e P P P X Y 1
h A U E < A e f i
I < [] ; B Y —
) F I B d P O a
P P P i a
M # P Y I P K - g U
) d I 2 h Q U Y 0 - k (O
P P # O j (a)
P e O ç i — (b) ¾
Y a e f

i l ü h d / — y a ~
æ d o l { 2 h Q U
, Y 0 k (P p - Q
M # O Y j (a) P
e O ç . 8 O :
j — (b) ¾ a e f i - 9
t f



®!7# ǐ l ü ! 1

(vi) Details of the Awards granted

Below is the list of the grantees under the Employee Incentive Scheme that are entitled to the limited partnership interests in Jinyan Tengfei LP that were subscribed for as of June 30, 2025:

(vi) → ǐ , Y <

Ú Z g Z ž Ě → Ü g d Ú d . Þ Ó © ...
Y - ò \ - Þ " ¥ « Y Þ " ¥ « Æ B Æ ;
Y ‡ p ç , Œ ° h ç , Á e ǐ ½ h j

| Name | Role | Date of grant | Number of Shares ⁽¹⁾ | Approximate |
|------|------|---------------|---------------------------------|-------------|
| | | | | |

• W j

(1) ǐ l f i Y B d p
p f 2 % ò ǐ Þ
ǐ ǐ G p l ò
- ǐ ǐ p < p O ǐ f



All the limited partnership interests in Jinyan Tengfei LP granted under the Employee Incentive Scheme are subject to certain transfer and disposal restrictions set out above. No grant of the limited partnership interests in Jinyan Tengfei LP under the Employee Incentive Scheme has caused any dilution of the shareholding of our Shareholders after the Listing.

H SHARE INCENTIVE SCHEME

The H Share Incentive Scheme was approved and adopted by the Company on March 25, 2024. The terms of the H Share Incentive Scheme are subject to the provisions of Chapter 17 of the Listing Rules. Summary of major terms of the H Share Incentive Scheme are as follows:

(i) Purposes of H Share Incentive Scheme

The purposes of the H Share Incentive Scheme include (a) promoting the achievement of long-term sustainable development and performance goals of the Company, (b) closely aligning the interests of the grantees with those of the Shareholders, investors and the Company to enhance the cohesion of the Company and to facilitate the maximization of the value of the Company, and (c) improving the Company's incentive mechanism to attract, motivate and retain Directors, Supervisors, senior management, core employees and service providers who have made outstanding contributions to the sustainable operation, development and long-term growth of the Company.

(ii) Participants of H Share Incentive Scheme

Eligible participants who may participate in the H Share Incentive Scheme include: (a) any Director (excluding independent non-executive Director), Supervisor, senior management or employee of the Group; and (b) any service provider as the Board deems fit.

A person shall not be considered as an eligible participant if, at the Grant Date, he/she: (a) is an independent non-executive Director; (b) has been publicly censured or declared as an ineligible candidate by securities regulatory institutions in the last 12 months; (c) has been imposed with administrative penalties by securities regulatory institutions in the last 12 months due to material non-compliance of laws or regulations; (d) is prohibited from acting as a Director, Supervisor or a member of the senior management of the Company as required by the PRC Company Law or the Listing Rules; (e) is prohibited from participating in the Scheme as required by laws and regulations; (f) has committed other material violation of relevant requirements of the Group or caused material damage to the interest of the Group as determined by the Board; or (g) any other circumstances prescribed by the Board for the purpose of safeguarding the Group's interests and ensuring the Group's compliance with applicable laws and regulations relating to the operation of the H Share Incentive Scheme.

H p ç , ÇE

H p ç f i z g z g d
K d V Y H p ç a j 9
p ç a j 9
p ç a j 9

(i) H p ç , ÇE Y f Y

H p ç f i z g z g d (a) f i f i ! \$.
5 i q 8 6 f z : d (b) " ç
e - p e f k j f i Y : B a
W L ' 8 d # v f i ! s b d f i l
f i ! - d j (c) l f i ! ç
d V e q s l f i ! 5
% i ç Ö É Y t
+ e 9 + e t M # 4 e k p ç
d 6 k f

(ii) H p ç , ÇE Y ~ [{

~ H p ç Y f i l [< j
(a) l « k < a n e t
e 9 + e t M # 4 p i ç (b) t
6 Y d 6 k f
k t S Y [{ V
Y f i (a) a n e k i (b)
d 1 2 H Ü N 9 M t "
- a f i o [(c) d 1 2 H Ü
« < A - p Q N 9
M t A n i (d) f i l o q
7 f i l j 9 Y d { l
f i Y k e 9 + t M # 4 p i ç (e)
f i l { ~ i (f) t
+ 6 ' Y l ü < A t
- k B Q Y i -
(g) t 6 a B f
m t H p ç * Y G \
f i l f



® ! 7 # ¿ | ü ! 1

(iii) Scheme Limit

In any event, the maximum number of Target Shares corresponding to the Trust Units which may be granted under the H Share Incentive Scheme shall not exceed 5% of the Company's total Shares in issue as at the adoption of the H Share Incentive Scheme (the Scheme Limit), which was 23,275,000 H Shares.

(iv) Limit for each participant

None of the grantees shall be granted with an aggregate of more than 1% of the Company's total Shares in issue in any 12-month period up to and including the Grant Date.

(v) Grant of Trust Units

Subject to the terms and conditions of the H Share Incentive Scheme, the Board and/or the Delegatee(s) may at their absolute discretion and on such terms and conditions as the Board and/or the Delegatee(s) thinks fit, grant the Trust Units to any eligible participant at the Grant Price, which shall be determined by the Board and/or the Delegatee(s). The consideration shall be paid by the relevant grantee when the Trust Units are vested.

After the Board and/or the Delegatee(s) has decided to make a grant of Trust Units to any grantee, the Company shall issue an Award Letter to such grantee, which should set out details of the grant, including but not limited to the name of the grantee, the Trust Units granted, the vesting criteria and conditions, the vesting date, Grant Price and other terms and conditions to be determined by the Board and/or the Delegatee(s) that are not inconsistent with the H Share Incentive Scheme. The grantee shall confirm in writing his acceptance of such grant.

(vi) Vesting of the Trust Units

Subject to all applicable laws, rules or regulations, the Board and/or the Delegatee(s) will determine the vesting criteria and conditions and the vesting periods for the Trust Units to be granted to each grantee pursuant to the H Share Incentive Scheme. The details of the vesting conditions and terms shall be determined by the Board and/or the Delegatee(s) from time to time with reference to, among others, the business performance and financial position of the Company and the



CORPORATE GOVERNANCE AND OTHER INFORMATION
®!7#¿!ü!1

Within a reasonable time after the vesting conditions and schedule have been reached, fulfilled, satisfied or waived and before the date of vesting, the Board or its Delegatee(s) shall send the vesting notice to each of the relevant grantees. The vesting notice will confirm, among others, the extent to which the vesting conditions and schedule have been reached, fulfilled, satisfied or waived, and the number of Trust Units and Target Shares to be vested for that relevant vesting period.

If a grantee satisfies the vesting conditions applicable to the grant of such Trust Units and accepts the vesting of relevant Trust Units, such grantee shall confirm in writing for his acceptance and fully pay the

Ifssociaditing
H

Hp

ç(2kçeY8jç
/çe ãY ãB`X`-
Yfzpf

(vii) - š ø

~ ! Ä a B Æ ... X ´ ë Y Ê p f z p ... Y
- š ø Z _ è + 6 ¿ J Ð - Æ [{ > } f

(viii) H p ç , Æ õ q , " ¿ ï - . !
Ä a B Æ ... X

HpçZgZ, gÜdÚ
Df

P HpçØd
a l f i ! Ü g Z , S ü Z Ü
fi S J f i ! Ü g Z , g Ü Ü
Y L f



®!7# 2 l ü ! 1

In December 2024, 70 Eligible Participants were granted with Trust Units representing a total of 6,284,500 underlying H Shares at the grant price of HK\$4.85 per H Share under the H Share Incentive Scheme, excluding the Trust Units representing a total of 273,000 underlying H Shares which were granted to but not accepted by three Eligible Participants. For further details, please refer to the Company's announcement dated December 4, 2024.

| | | |
|---------------------|--------------|---------|
| £ 70,411p | Hp | Hp 4.85 |
| ¥·¥ | 6,284,500 p° | Hp |
| Y 8 Xdl £ | | 3¥ |
| ¦d(J aY·¥ | | |
| 273,000p° | HpY 8 XfS | |
| Éd a l fi ! Ü g Z , | | |
| dZ Ü fi Sf | | |

| | | |
|-------------------------|------------|----------|
| ZgZ,Ü%o | Hp | Hp 4.85¥ |
| 11¥¦p | 993,000 p° | HpY f |
| '·¥ | | 2¥¦ |
| āB Xdl £ | | 78,000p |
| ¦d(J aY·¥ | | |
| ° HpY 8 XfS | | |
| a l fi ! Ü g Z , Ü d | | |
| Ü fi S J fi ! Ü g Z , Ü | | |
| gd Ü fi Sf | | |

| | | |
|---------|----|------|
| hÖS %o | Hp | HpY |
| Jā 8 X° | | HpYj |




CORPORATE GOVERNANCE AND OTHER INFORMATION
 公司治理及其他資料

| Category/ Name of Grantee | Date of Grant | Purchase Price | Vesting Period | Number of unvested H Shares underlying the Trust Units as of January 1, 2025 | Granted during the Reporting Period | Vested during the Reporting Period | Lapsed during the Reporting Period | Number of unvested H Shares underlying the Trust Units as of June 30, 2025 | Weighted average closing price of the H Shares before vesting |
|------------------------------|---------------|----------------|--|---|--|---|--|---|--|
| | | | | Ú Z g Z ž Ě S Ū S Ū J á n Y ! Ā a B Ā Ē ... X ' ě H p p Ž | S, « - š | S, « á n | S, « 0 Ō | Ú Z g Z ž Ě - Ū g d Ū J á n Y ! Ā a B Ā Ē ... X ' ě H p p Ž | H p á n Ā Y Ā Ē ; i x 9 |
| Mr. Zheng | December 2024 | HK\$4.85 | The Trust Units shall vest in three tranches of 40% in July 2026, 30% in July 2027 and 30% in July 2028, respectively. | 332,500 | | | | 332,500 | N/A |
| M[| ZgZ, pZŪ | 4.85¥ | žB X ž á d 9 Z g Z V ž Ě g Z V V ž g Z y ž 40%e 30%Ě 30%f | | | | | | G\ |
| Li Youquan | December 2024 | HK\$4.85 | The Trust Units shall vest in three tranches of 40% in July 2026, 30% in July 2027 and 30% in July 2028, respectively. | 997,500 | | | | 997,500 | N/A |
| 李 | ZgZ, pZŪ | 4.85¥ | žB X ž á d 9 Z g Z V ž Ě g Z V V ž g Z y ž 40%e 30%Ě 30%f | | | | | | G\ |
| HUANG Danyan | December 2024 | HK\$4.85 | The Trust Units shall vest in three tranches of 40% in July 2026, 30% in July 2027 and 30% in July 2028, respectively. | 166,250 | | | | 166,250 | N/A |
| 黄 | ZgZ, pZŪ | 4.85¥ | žB X ž á d 9 Z g Z V ž Ě g Z V V ž g Z y ž 40%e 30%Ě 30%f | | | | | | G\ |
| LIU Zhen | December 2024 | HK\$4.85 | The Trust Units shall vest in three tranches of 40% in July 2026, 30% in July 2027 and 30% in July 2028, respectively. | 166,250 | | | | 166,250 | N/A |
| 刘 | ZgZ, pZŪ | 4.85¥ | žB X ž á d 9 Z g Z V ž Ě g Z V V ž g Z y ž 40%e 30%Ě 30%f | | | | | | G\ |
| WANG Yalong | December 2024 | HK\$4.85 | The Trust Units shall vest in three tranches of 40% in July 2026, 30% in July 2027 and 30% in July 2028, respectively. | 166,250 | | | | 166,250 | N/A |
| 王 | ZgZ, pZŪ | 4.85¥ | žB X ž á d 9 Z g Z V ž Ě g Z V V ž g Z y ž 40%e 30%Ě 30%f | | | | | | G\ |



®!7# 2 l ü ! 1

| Category/ Name of Grantee | Date of Grant | Purchase Price | Vesting Period | Number of unvested H Shares underlying the Trust Units as of January 1, 2025 | Granted during the Reporting Period | Vested during the Reporting Period | Lapsed during the Reporting Period | Number of unvested H Shares underlying the Trust Units as of June 30, 2025 | Weighted average closing price of the H Shares before vesting |
|--|---------------|----------------|--|---|--|---|--|---|--|
| | | | | Ú Z g Z ž Ě S Ū S Ū J á n Y ! Ā a B Ā Ē ... X ' ē H p p Ž | S, « - š | S, « ā n | S, « 0 Ō | Ú Z g Z ž Ě - Ū g d Ū J á n Y ! Ā a B Ā Ē ... X ' ē H p p Ž | H p ā n Ā Y Ā Ē ; i x 9 |
| ZHENG Feng | December 2024 | HK\$4.85 | The Trust Units shall vest in three tranches of 40% in July 2026, 30% in July 2027 and 30% in July 2028, respectively. | 166,250 | | | | 166,250 | N/A |
| W | ZgZ, pZŪ | 4.85¥ | žB X ž ā d 9 Z g Z V ž Ě g Z V V ž g Z y ž 40%e 30%ž 30%f | | | | | | G\ |
| HUANG Junhao ⁽¹⁾ | December 2024 | HK\$4.85 | The Trust Units shall vest in three tranches of 40% in July 2026, 30% in July 2027 and 30% in July 2028, respectively. | 133,000 | | | | 133,000 | N/A |
| # ⁽¹⁾ | ZgZ, pZŪ | 4.85¥ | žB X ž ā d 9 Z g Z V ž Ě g Z V V ž g Z y ž 40%e 30%ž 30%f | | | | | | G\ |
| XUE Fenghong ⁽²⁾ | April 2025 | HK\$4.85 | The Trust Units shall vest in three tranches of 40% in July 2026, 30% in July 2027 and 30% in July 2028, respectively. | | 133,000 | | | 133,000 | N/A |
| ap ⁽²⁾ | ZgZ, Ū | 4.85¥ | žB X ž ā d 9 Z g Z V ž Ě g Z V V ž g Z y ž 40%e 30%ž 30%f | | | | | | G\ |
| Li Jiangtao ⁽³⁾ | April 2025 | HK\$4.85 | The Trust Units shall vest in three tranches of 40% in July 2026, 30% in July 2027 and 30% in July 2028, respectively. | | 133,000 | | | 133,000 | N/A |
| Ĥ ⁽³⁾ | ZgZ, Ū | 4.85¥ | žB X ž ā d 9 Z g Z V ž Ě g Z V V ž g Z y ž 40%e 30%ž 30%f | | | | | | G\ |
| <i>Employees</i> | | | | | | | | | |
| p | | | | | | | | | |
| 62 employees in aggregate ⁽⁴⁾ | December 2024 | HK\$4.85 | The Trust Units shall vest in three tranches of 40% in July 2026, 30% in July 2027 and 30% in July 2028, respectively. | 3,824,000 | | | | 3,824,000 | N/A |
| ¥ 62p ⁽⁴⁾ | ZgZ, pZŪ | 4.85¥ | žB X ž ā d 9 Z g Z V ž Ě g Z V V ž g Z y ž 40%e 30%ž 30%f | | | | | | G\ |



CORPORATE GOVERNANCE AND OTHER INFORMATION
®!7#¿!ü!1

- (1) Ef
- (2) aB b z MÖt
f
- (3) fjk 72Y
p
- (4) eap—
p—

dS d% H
pBXf

•, p¹

è + 6 Ô D " 1 Ú Z g Z ž Ě - Ü g d Ú ß
-H Ü | ù, •, p¹ f

m Â † 8 M 7 Â Æ

I ® ! Y † 8 M 7 I • ? ö † 8 M 7 Â Æ Ô 1
Y a Æ ¿ Â Æ â Ö d I ® ! Š ® v † 8 M 7 Â
Æ * % I Y † 8 M 7 Â Æ f

S, « d I ® ! m Â † 8 M 7 Â Æ Ô 1 Y Ô
b Kó e•]@



®!7# 2 | ü | 1

COMPLIANCE WITH THE MODEL CODE FOR SECURITIES TRANSACTIONS

The Company has adopted the Model Code as its own code of conduct regarding the transactions of securities of the Company by its directors, supervisors and the relevant employees who would likely possess inside information of the Company. Specific enquiry has been made to all directors and supervisors of the Company and all of them have confirmed that they have complied with the Model Code during the six months ended June 30, 2025.

CHANGES OF INFORMATION OF DIRECTORS AND SUPERVISORS

During the six months ended June 30, 2025 and up to the date of this report, there were no changes to the information of Directors and Supervisors.

CONTINUING DISCLOSURE OBLIGATIONS



The Audit Committee has reviewed and confirmed the accounting principles and policies adopted by the Group and discussed the auditing, internal control and financial reporting matters of the Group. The interim results of the Group for the six months ended June 30, 2025 have also been reviewed by the Audit Committee.

The interim financial report is unaudited, but has been reviewed by KPMG in accordance with Hong Kong Standard on Review Engagements 2410, *Review of interim financial information performed by the independent auditor of the entity*, issued by the Hong Kong Institute of Certified Public Accountants (HKICPA).

2410 ...
2af

PURCHASE, SALE OR REDEMPTION OF THE LISTED SECURITIES OF THE COMPANY

Neither the Company nor its subsidiary had purchased, sold or redeemed any of the Company's listed securities (including the sale of Treasury Shares (as defined under the Listing Rules), if any) during the Reporting Period. As at June 30, 2025, the Company did not hold any Treasury Shares.

... oe /Đ Û « I®!j9ÇN

S d l H - r o e
/ 4 j 9 N k A
p r o z
g d u l t b a f

ARRANGEMENT TO PURCHASE SHARES OR DEBENTURES

Save as disclosed in this report, at no time during six months ended June 30, 2025 was the Company or its subsidiaries a party to any arrangement that would enable the Directors or Supervisors to acquire benefits by means of acquisition of shares in, or debentures of, the Company or any other body corporates, and none of the Directors, Supervisors or any of their spouses or children under the age of 18 were granted any right to subscribe for the equity or debt securities of the Company or any other body corporates or had exercised any such right.

... o p ... Đ À N Y Ä °

ð S Æ . d l ũ g z ũ
g d ũ ũ ũ ũ ũ ũ ũ ũ
- 4 t p - D æ f i -
l ũ [Y p - À 8 _ B Y -
t d e 9 + a j -
K Y ~ < ' l f i ! - l ũ
, [Y B - À N Y ÿ d - 4
P


18

DIRECTORS RESPONSIBILITIES FOR FINANCIAL REPORTING IN RESPECT OF THE FINANCIAL STATEMENTS

The Directors acknowledge their responsibilities for preparing the financial statements of the Company for the six months ended June 30, 2025.

è + Á Ì Æ Y Ì S a ,

è + ½ © I P a , Ü j I ® ! Ú Z g z ž Ě
- Ü g d Ú ß - H Ü Y Ì Æ f



®!7# 2 | ü ! 1

The Board is responsible for presenting a balanced, clear and understandable assessment of annual and interim reports, inside information announcements and other disclosures required under the Listing Rules and other statutory and regulatory requirements. The management has provided to the Board such explanation and information as are necessary to enable the Board to carry out an informed assessment of the Company's financial statements, which are put to the Board for approval. The management provides all members of the Board with monthly updates on the Company's performance, positions and prospects.

EMPLOYEES, TRAINING AND REMUNERATION POLICIES

As of June 30, 2025, we had 1,590 employees. The labor costs including Directors and Supervisors emoluments and share-based payment expenses were approximately RMB148.78 million for the six months ended June 30, 2025.

Our employees' compensation includes basic salary, performance-based cash bonuses and other incentives. We determine our employees' compensation based on each employee's performance, qualifications, position and seniority. In order to improve the Company's incentive mechanism, retain key employees and promote the sustainable development of the Company's business, the Board proposed the H Share Incentive Scheme to the Shareholders' general meeting for consideration to incentivize the management personnel and core technical employees who play important roles in the Company's operating results and future development. The H Share Incentive Scheme was approved and adopted on March 25, 2024. For the details of the H Share Incentive Scheme and related information, please refer to the announcement of the Company dated January 12, 2024 and the circular of the Company dated March 7, 2024.

We recognize the importance of keeping the Directors updated with the latest information of duties and obligations of a director of a company whose shares are listed on the Stock Exchange and the general regulatory and environmental requirements for such listed company. To meet this goal, we are committed to the continuing education and development of the Directors.

6 " S z Se « ,
fiS j 9 j ü 8 M . Y
I : E e ä j # Y Y f
M # 4 6 6 d 6 Y @ Q q f d
6 D 1 fi Y i]
Y d (d t 6 6 X f M # 4 ü
6 d 6 fi 8 6 e K 1 q {
Y ö f

þ p e C Å 2 Z G A

Ú g Z ü d ü A þ 1,590
p f Ú g Z ü d ü
ü < 8 + G þ ö
Y ü ~ 148.78 f

A Y p Z G < ? Z e 6
j ü d f A Y \$ e
/ e 2 Y p Z G f I fi!
d 5 p d fi I fi 8
5 d 6 d p þ 2 D H p ç
d fi 6 j 8 i .
* Y M # þ f H p ç
i Z g Z , g ü d ü f i v f
þ H p ç ö d a l
fi Ú g Z , S ü Z ü fi S j
fi Ú g Z , g ü f

A j % Y p l t ü Y
fi 6 Y j 9 fi Y S
9 M j Y ö ø f : Ó
æ d A þ 6 Y 5 j



CORPORATE GOVERNANCE AND OTHER INFORMATION

®!7#¿!ü!1

The Directors, Supervisors and senior management receive remuneration from the Company in the form of fees, salaries, contributions to pension schemes, discretionary bonuses, allowances and other benefits in kind. The Board has established the Remuneration and Appraisal Committee to review and recommend the remuneration and compensation packages of the Directors, Supervisors and senior management of the Company, and the Board, with the advice from the Remuneration and Appraisal Committee, will review and determine the remuneration and compensation packages taking into account salaries paid by comparable companies, time commitment and responsibilities of the Directors, Supervisors and senior management and performance of the Group.

As required under the labor laws of PRC, we enter into individual employment contracts with our employees covering matters such as wages, bonuses, employee benefits, workplace safety, confidentiality obligations,




®!7# 2 | ü | 1

The table below sets out the planned and actual applications of the net proceeds up to June 30, 2025.

| | | Net proceeds from the Global Offering | Equivalent to RMB | Utilization as of June 30, 2025 | Unutilized proceeds as of June 30, 2025 |
|---|---------|---|----------------------|---------------------------------------|---|
| | | (HKD in millions) | (RMB in millions) | (RMB in millions) | (RMB in millions) |
| | | € 0 ~ ¥ 0 • | € [0 Æ 0 0 ~ 0 • | € [0 Æ 0 0 ~ 0 • | € [0 Æ 0 0 ~ 0 • |
| Research and development activities to expand our product portfolio and enrich our product features | QY*Ü | 25.6 | 23.3 | 20.5 | 2.8 |
| Expand and consolidate our sales network | QAYV/c | 64.1 | 58.3 | 54.7 | 3.6 |
| Strengthen our brand building and marketing promotion efforts | vAYÜ | 38.5 | 35.0 | 35.0 | |
| Strengthen our supply chain management capabilities | vAY6#b | 89.8 | 81.6 | 81.6 | |
| Strengthen our digital infrastructure | vAYpD | 12.8 | 11.7 | 10.1 | 1.6 |
| Working capital and other general corporate purposes | 6 JSfiK | 25.6 | 23.3 | 23.3 | |
| Total | < | 256.46 | 233.21 | 225.2 | 8.0 |

To the extent that the net proceeds have not been immediately utilized, the balance has been deposited with banks. The Board currently do not expect to change the intended use of net proceeds as previously disclosed in the Prospectus, and expects full utilization of the net proceeds raised from the Global Offering by December 31, 2028, subject to changes in light of the Company's evolving business needs and changing market conditions.



EVENTS AFTER THE REPORTING PERIOD

As of the date of this interim report, save as disclosed in the notes to the financial statements in this interim report, there has been no significant event since the end of the Reporting Period that is required to be disclosed by the Company.

By Order of the Board
Xiamen Yan Palace Bird's Nest Industry Co., Ltd.
HUANG Jian
Chairman and Executive Director

Hong Kong, August 29, 2025

S, +°

Ú I•, S Ú, d ð I•, S ì Œ
•W Þ £ k . d S, K ? ì ï [ê I®!
Þ £ Y }+° f

Õ è + 6 v
~ ò ~ ò J * 8 p ... Þ "®!
è + — R B è +
»

0 ¥ d Z g Z ž Ě ^ Ü Z d X Ú



Review report to the board of directors
of Xiamen Yan Palace Bird's Nest Industry Co., Ltd.
(Incorporated in the People's Republic of China with limited liability)

INTRODUCTION

We have reviewed the interim financial report set out on pages 50 to 92, which comprise the consolidated statement of financial position of Xiamen Yan Palace Bird's Nest Industry Co., Ltd. (the Company) as of 30 June 2025 and the related consolidated statement of profit or loss, consolidated statement of profit or loss and other comprehensive income, consolidated statement of changes in equity and condensed consolidated cash flow statement for the six-month period then ended, and explanatory notes. The Rules Governing the Listing of Securities on The Stock Exchange of Hong Kong Limited require the preparation of an interim financial report to be in compliance with the relevant provisions thereof and International Accounting Standard 34, *Interim Financial Reporting* as issued by the International Accounting Standards Board. The directors are responsible for the preparation and presentation of this interim financial report in accordance with International Accounting Standard 34.

Our responsibility is to express a conclusion, based on our review, on this interim financial report and to report our conclusion solely to you, as a body, in accordance with our agreed terms of engagement, and for no other purpose. We do not assume responsibility towards or accept liability to any other person for the contents of this report.

SCOPE OF REVIEW

We conducted our review in accordance with Hong Kong Standard on Review Engagements 2410, *Review of Interim Financial Information Performed by the Independent Auditor of the Entity* as issued by the Hong Kong Institute of Certified Public Accountants. A review of interim financial report consists of making inquiries, primarily of persons responsible for financial and accounting matters, and applying analytical and other review procedures. A review is substantially less in scope than an audit conducted in accordance with Hong Kong Standards on Auditing and consequently does not enable us to obtain assurance that we would become aware of all significant matters that might be identified in an audit. Accordingly we do not express an audit opinion.

ç ~ ò ~ ò J * 8 p ... P " @ !
è + 6 ~ 2 a S
€ ò • 6 [O • q 7 W Ó m Y p ... P " @ ! •

İ

ç A Š 2 a • 1 ö K 50 + K 92 + Y İ
Sdäls < öð*
8p 17gZ Ü
gd Ü 1 - Ü Ü
Y • B e B L Ü
S e B q Ü t
Q W Ü Ü
fi N j 9 j 9 fi Ü Ü
~ Y ° q 7 Ü # + 6 o 1 Y
7 Ü K 34 İ İ S Y Ü
j İ sf Ü Ü
K ~ 34 Ü sf

AY J 2 a 1 İ
S İ d (2 k A P Ü Y İ
ä Ü 6 S f ä d AY
S \ Ü A ? 1 I S Y «
d \ Ü

2 a Í

ç A İ ½ 0 ¥ 6 ° @ 6 o 1 Y • 0 ¥ 2 a _
Æ K 2410 İ 2 a İ
Ø 2 af İ S 2 a * < Ü
İ Ü + Y p * d Ü
- Ü Ü a B Ü a ~
Ü Ü 2 Y d B ?
> A 6] Ü Ü S Y
- f Ü Ü Ü f



REVIEW REPORT OF THE AUDITORS



i 1/2 ç A Y 2 a ^ * d ç A (ì ì \$, + °
ÿ ç A © % d ö Z g Z ž Ě - Ü g d Ú Y • ,
ì S - Ô Þ } Ù & (ì ì 1/2 • 7 ç 6 _
Æ K 34 î ð Y ð

- ö þ 6 a + Ô
B 8 6 a
0 ¥ •
H B 8 10 î
}



CONSOLIDATED STATEMENT OF PROFIT OR LOSS



For the six months ended 30 June 2025 – unaudited 2025
(Expressed in Renminbi)

| | | Six months ended 30 June | | |
|------------------------------------|-----------|--------------------------|-----------|-----------|
| | | Ú - Ü g d Ú ß - H Ü | | |
| | | 2025 | 2024 | |
| | | Z g Z ž Ě | Z g Z , Ě | |
| | | RMB 000 | RMB 000 | |
| | | [O Æ w © | [O Æ w © | |
| | | Note | | |
| | | W | | |
| Revenue | ×] | 3 | 1,014,581 | 1,059,304 |
| Cost of sales | V/Ō | | (487,051) | (545,505) |
| Gross profit | ā ; | | 527,530 | 513,799 |
| Other net income | lž | 4 | 6,319 | 7,973 |
| Selling and distribution expenses | V/žŌ | | (333,484) | (365,272) |
| Administrative expenses | AŌ | | (66,582) | (62,604) |
| Research and development expenses | Ō | | (11,349) | (12,358) |
| Impairment loss on goodwill | ŕ | 9 | (9,179) | |
| Profit from operations | ¼ ; — | | 113,255 | 81,538 |
| Finance costs | ì \ | 5(a) | (3,206) | (3,532) |
| Profit before taxation | ð ü Ā ; — | 5 | 110,049 | 78,006 |
| Income tax | Ō | 6(a) | (32,598) | (17,961) |
| Profit for the period | , « ; — | | 77,451 | 60,045 |
| Attributable to: | Đ & j | | | |
| Equity shareholders of the Company | lfiBp | | 75,261 | 58,080 |
| Non-controlling interests | ŕB | | 2,190 | 1,965 |
| Profit for the period | , « ; — | | 77,451 | 60,045 |
| Earnings per share | Ê p © ; | | | |
| Basic and diluted (RMB) | Ō* | 7 | 0.16 | 0.12 |

The notes on pages 57 to 92 form part of this interim financial report. Details of dividends payable to equity shareholders of the Company are set out in note 16(a).

K 57 92+Y W Ō ĪSYS -
f-ŕ!Bp p,Y 1iW
16(a)f



CONSOLIDATED STATEMENT OF PROFIT OR LOSS AND OTHER COMPREHENSIVE INCOME

For the six months ended 30 June 2025 – unaudited

(Expressed in Renminbi)

Six months ended 30 June

2025

2024

RMB 000

RMB 000

[O A E w ©

[O A E w ©



At 30 June 2025 – unaudited

| | At 30 June 2025 | At 31 December 2024 |
|------|-----------------------|---------------------------|
| | 人民币千元 | 人民币千元 |
| | 人民币千元 | 人民币千元 |
| Note | RMB 000 | RMB 000 |
| W | [人民币千元] | [人民币千元] |



CONSOLIDATED STATEMENT OF FINANCIAL POSITION

人民币

At 30 June 2025 – unaudited 人民币
(Expressed in Renminbi) 人民币



Attributable to equity shareholders of the Company
人民币元

| | Note | Share capital 人民币元 W | Share premium 人民币元 W | Shares held for employee incentive scheme 人民币元 W | Statutory reserve 人民币元 W | Fair value reserve (non-recycling) 人民币元 W | Exchange reserve 人民币元 W | Retained profits 人民币元 W | Total 人民币元 W | Non- controlling interests 人民币元 W | Total equity 人民币元 W |
|---|------------|----------------------------|----------------------------|---|-----------------------------------|---|----------------------------------|----------------------------------|--------------------|---|---------------------------|
| | | | | 5p 人民币元 W | | 7c 人民币元 W | | | | | |
| Balance at 1 January 2024 | | 93,100 | 433,389 | | 75,869 | | | 167,313 | 769,671 | 27,256 | 796,927 |
| Changes in equity for the six months ended 30 June 2024: | | | | | | | | | | | |
| Profit and total comprehensive income for the period | | | | | | | | 58,080 | 58,080 | 1,965 | 60,045 |
| Purchase of own shares under employee incentive scheme | | | | (7,675) | | | | | (7,675) | | (7,675) |
| Appropriation to statutory reserve | 16(b)(iii) | | | | 1,370 | | | (1,370) | | | |
| Dividends approved and paid to the shareholders in respect of the previous year | 16(a) | | | | | | | (100,077) | (100,077) | | (100,077) |
| Dividends to non-controlling interests | | | | | | | | | | (8,640) | (8,640) |



CONDENSED CONSOLIDATED CASH FLOW STATEMENT

人民币

For the six months ended 30 June 2025 – unaudited 未经审计
(Expressed in Renminbi) (人民币)

| | | Six months ended 30 June 六月三十日止六个月 | |
|---|-------------------------------------|---|---|
| | | 2025 Z g Z ž Ě RMB 000 [O Æ w © | 2024 Z g Z , Ě RMB 000 [O Æ w © |
| Operating activities | 经营活动 | | |
| Cash generated from operations | 经营活动产生的现金流量 | 287,650 | 130,032 |
| Income tax paid | 支付所得税 | (58,015) | (26,411) |
| Net cash generated from operating activities | 经营活动产生的现金流量净额 | 229,635 | 103,621 |
| Investing activities | 投资活动 | | |
| Payment for purchase of property, plant and equipment and intangible assets | 购置固定资产、无形资产和其他长期资产的支出 | (18,833) | (97,623) |
| Proceeds from disposal of property, plant and equipment | 处置固定资产、无形资产和其他长期资产收回的现金净额 | 8 | 17 |
| Payment for acquisition of financial assets measured at FVPL | 取得以公允价值计量的金融资产支付的现金 | (784,424) | (434,928) |
| Proceeds from disposal of financial assets measured at FVPL | 处置以公允价值计量的金融资产收到的现金 | 786,668 | 435,836 |
| Payment for acquisition of equity securities designated at FVOCI | 取得指定为以公允价值计量且其变动计入其他综合收益的权益性投资支付的现金 | (1,363) | |
| Net cash used in investing activities | 投资活动产生的现金流量净额 | (17,944) | (96,698) |
| Financing activities | 筹资活动 | | |
| Capital element of lease rentals paid | 支付租赁负债的资本元素 | (15,983) | (15,049) |
| Interest element of lease rentals paid | 支付租赁负债的利息元素 | (3,206) | (3,532) |
| Payment of listing expenses | 支付上市费用 | | (725) |
| Payment of shares repurchased for employee incentive scheme | 为股权激励计划回购股份支付的现金 | | (7,675) |
| Dividends paid to the shareholders | 支付给股东的股利 | (91,811) | (100,077) |
| Dividends to non-controlling interests | 支付给非控股股东的股利 | (4,455) | (8,640) |
| Capital injection from non-controlling interests | 非控股股东注入的资本 | 1,499 | |
| Net cash used in financing activities | 筹资活动产生的现金流量净额 | (113,956) | (135,698) |
| Net increase/(decrease) in cash and cash equivalents | 现金及现金等价物净增加/(减少)额 | 97,735 | (128,775) |
| Cash and cash equivalents at 1 January | 1月1日现金及现金等价物余额 | 420,508 | 537,093 |
| Effect of foreign exchange rate changes | 汇率变动对现金及现金等价物的影响 | 51 | 1,276 |
| Cash and cash equivalents at 30 June | 6月30日现金及现金等价物余额 | 518,294 | 409,594 |

The notes on pages 57 to 92 form part of this interim financial report.

57 92 + Y W 0 1 SYS -

f



NOTES TO THE UNAUDITED INTERIM FINANCIAL REPORT

24

(Expressed in Renminbi unless otherwise indicated)

1 BASIS OF PREPARATION

This interim financial report has been prepared in accordance with the applicable disclosure provisions of the Rules Governing the Listing of Securities on The Stock Exchange of Hong Kong Limited, including compliance with International Accounting Standard (IAS) 34, *Interim financial reporting*, issued by the International Accounting Standards Board (IASB). It was authorised for issue on 29 August 2025.

The interim financial report has been prepared in accordance with the same accounting policies adopted in the 2024 annual financial statements, except for the accounting policy changes that are expected to be reflected in the 2025 annual financial statements. Details of any changes in accounting policies are set out in note 2.

The preparation of an interim financial report in conformity with IAS 34 requires management to make judgements, estimates and assumptions that affect the application of policies and reported amounts of assets and liabilities, income and expenses on a year-to-date basis. Actual results may differ from these estimates.

This interim financial report contains condensed consolidated financial statements and selected explanatory notes. The notes include an explanation of events and transactions that are significant to an understanding of the changes in financial position and performance of the Company and its subsidiaries (the Group) since the 2024 annual financial statements. The condensed consolidated interim financial statements and notes thereon do not include all of the information required for a full set of financial statements prepared in accordance with IFRS Accounting Standards.

1 2025年1-6月

本中期財務報告已根據香港證券上市規則中關於披露的適用規定編製，包括遵守國際會計標準（IAS）34《中期財務報告》，該標準由國際會計標準委員會（IASB）頒布。該報告已於2025年8月29日獲准刊發。

本中期財務報告已根據2024年年度財務報表中採用的相同會計政策編製，但預期將在2025年年度財務報表中反映的會計政策變動除外。有關任何會計政策變動的詳細情況，請參閱附註2。

編製符合IAS 34的中期財務報告需要管理層作出判斷、估計和假設，這些判斷、估計和假設會影響政策的應用以及資產、負債、收入和開支的報告金額。實際結果可能與這些估計有所不同。

本中期財務報告包含簡化的綜合財務報表和選定的解釋性附註。附註包括對理解本集團自2024年年度財務報表以來財務狀況和業績變化的事件和交易的重要性的解釋。簡化的綜合中期財務報表和附註並不包含根據國際財務報告準則編製的完整財務報表所需的所有信息。



NOTES TO THE UNAUDITED INTERIM FINANCIAL REPORT

2024年中期财务报告

(Expressed in Renminbi unless otherwise indicated)

1 BASIS OF PREPARATION (continued)

The interim financial report is unaudited, but has been reviewed by KPMG in accordance with Hong Kong Standard on Review Engagements 2410, *Review of interim financial information performed by the independent auditor of the entity*, issued by the Hong Kong Institute of Certified Public Accountants (HKICPA). KPMG's independent review report to the Board of Directors is included on pages 48 to 49.

The financial information relating to the financial year ended 31 December 2024 that is included in the interim financial report as comparative information does not constitute the Company's statutory annual consolidated financial statements for that financial year but is derived from those financial statements.

2 CHANGES IN ACCOUNTING POLICIES

The Group has applied the amendments to IAS 21, *The effects of changes in foreign exchange rates - Lack of exchangeability* issued by the IASB to this interim financial

1 会计政策 (续)

本中期财务报告未经审计，但已经KPMG按照香港审核业务准则第2410号《独立审计师对实体中期财务信息执行的审核》进行了审核。KPMG的独立审核报告载于第48至49页。

本中期财务报告包含截至2024年12月31日的财务信息，作为比较信息，并不构成公司的法定年度合并财务报表，而是源自这些财务报表。

2 会计政策变更

本集团应用了国际会计准则第21号《汇率变动的影响 - 缺乏可兑换性》的修订，适用于本中期财务



NOTES TO THE UNAUDITED INTERIM FINANCIAL REPORT

J ¼ 2 •, Ì S • W

(Expressed in Renminbi unless otherwise indicated) È \$ P Ô 8 . d i ø [O Æ • j •

3 x] q ± Å S

(a) x]

l « Y ô 8 J ¼ i e [* q V
/ ò J * Ü f Þ ë l « ô 8 Y
† S É ‹ ö • W 3(b) E

2 V / 8 Y 8 Ö Y x

È

l « Y ¼ 8 ò * Ü V
/ d i t t H È

l « Y Ö d ò S /
Ü Z g Z , Ü d Ü H
Û S / l t K t È
* 10% Y Ö g Z ÿ
Ü d Ü H Ì È Ö / ò
J * È È È



NOTES TO THE UNAUDITED INTERIM FINANCIAL REPORT
 J ¼ 2 • , Ì S • W

(Expressed in Red9T i unless otherwise indicaÖ È \$ P Ô 8 . d i ø [O Æ • j •

3 REVENUE AND SEGMENT REPORTING (continued)

(a) Revenue (continued)

The Group has applied the practical expedient in paragraph 121(a) of IFRS15 to its sales contracts for edible bird's nest products that had an original expected duration of one year or less and does not disclose the information related to the aggregated amount of the transaction price allocated to the remaining performance obligations.

Seasonality of operations

The Group typically experience lower sales for the first half of the year, compared to the second half of the year, due to the increased demand for its products before and during the holiday seasons and festivals, most of which happen during the second half of the year. As a result, the Group typically reports lower revenues for the first half of the year, than the second half.

(b) Segment reporting

The Group manages its businesses by sales channel categories. In a manner consistent with the way in which information is reported internally to the Group's most senior executive management for the purposes of resource allocation and performance assessment, the Group has presented the following five reportable segments. No operating segments have been aggregated to form the following reportable segments.

Direct sales to online customers: this segment engaged in sales of edible bird's nest products to retail customers through online platform.

Direct sales to offline customers: this segment engaged in sales of edible bird's nest products to retail customers in brick-and-mortar stores.

Sales to offline distributors: this segment engaged in sales of edible bird's nest products to offline distributors.

3 x] q ± Å S € f •

(a) x] € f •

I « Š Z 7 ç Ì S _ Æ K 151
 K 121(a) I Y X X
 ak "S, Y ð * Ü
 V / ð (ò ð - ð q
 5 Ò t k X ð Ø

8 T M . Ì

~ h È ' à d I « j È Y V /
 X . I 0 - d a a J y , ç . Ú ~ Å
 ç , œ Á I « * Ü Y ê È # d p
 I • } Å ± ï [~ h È f a ä d I
 « j È Y x] . I - ò h È f

(b) ± Å S

I « 2 V / ~ 8 ó 9 M # I 8 f
 I « Š O • h • ž H O ± Å d
 I Æ ± Ù Ì ~ £ I « Y ð ÷ A M
 # [p « Å Ò Ø ø * U ã Ä ç
 Æ \$ Y Y Ù Ì S ç f I « (J ¥
 ; ¼ ± Å d ø \ Ó h • O ± Å f

Ñ Ø j @
 Þ : (Ø / Ø / ð *
 Ü

Ñ Ø j £ .
 ¥ g / Ø ð * Ü

Ñ Ø V / j Ø
 ¥ V / ð * Ü



NOTES TO THE UNAUDITED INTERIM FINANCIAL REPORT

J ¼ 2 • , Ì S • W

(Expressed in Renminbi unless otherwise indicated) È \$ P Ò 8 . d i ø [O Æ • j •

3 REVENUE AND SEGMENT REPORTING (continued)

3 x] q ± Å S € f •

(b) Segment reporting (continued)

(b) ± Å S € f •

Direct sales to E-commerce platforms: this segment engaged in sales of edible bird s nest products to online platforms.

Ñ È : (V / j) P
j : (V / Ø • Ü

Sales to online distributors: this segment engaged in sales of edible bird s nest products to online distributors.

Ñ È : (V / j) P
¾ V / Ø • Ü

(i) Segment results

(i) ± Å 8 6

For the purposes of assessing segment performance and allocating resources between segments, the Group s most senior executive management monitors the results attributable to each reportable segment on the following bases:

1 Y ± Å Æ \$ ç ò ± Å œ ± ā
U p d l « ð ÷ A M # [p
2 ø h ç ? _ 9 Å ç O ± Å Æ
& Y 8 6 j

Revenue and expenses are allocated to the reportable segments with reference to sales generated by those segments and direct expenses incurred by those segments respectively. The measure used for reporting segment result is gross profit which is calculated based on revenue less cost of sales for the relevant segment. No inter-segment sales have occurred during the interim period. Assistance provided by one segment to another, including sharing of assets and technical know-how, is not measured.

x] ç š Ö W ± 9 ý ± Å Ö
* [Y V / X ç ± Å Ö * [Y
\ Ÿ š Ö p ± ā O ± Å f \
ō S ± Å 8 6 Y ā ; W i ½ ´ ë
± Å Y x] - V / Ó l Q f • ,
, œ « (ì ï [± Å œ V / f S H
± Å £ \$ S H ± Å d 6 Y X ? €
< • \ * ç ! "] Æ • (ì
Ž f

The Group s other operating income and expenses, such as other net income, selling and distribution expenses, administrative expenses, research and development expenses, impairment loss on goodwill, finance costs and assets and liabilities are not measured under individual segments. Accordingly, neither information on segment assets and liabilities nor information concerning capital expenditure, other operating income and expenses is presented.

l « Y l ü ¾ x] ç š Ö °
f € 7 ½ l ü x] e V / ç ¾ V
š Ö e A š Ö e ¼ ì š Ö e ´
- = f & e ì l \ ø ç * q
À • (ç 2 H 9 ± Å Ž f a ä d
(ì O • ± Å * ç À Y Ø d
u ì O • p ë l š Ö e l ü ¾
x] ç š Ö Y Ø f



NOTES TO THE UNAUDITED INTERIM FINANCIAL REPORT

J ¼ 2 •, Ì S • W

(Expressed in Red9T i unless otherwise indica€) Ö È \$ P Ö 8 . d i ø [O Æ • j •

3 REVENUE AND SEGMENT REPORTING (continued)

(b) Segment reporting (continued)

(i) Segment results (continued)

Information regarding the Groups reportable segments as provided to the Groups most senior executive management for the purposes of resource allocation and assessment of segment performance for the six months ended 2025 and 2024 is set out below.

3 x] q ± Å S € f •

(b) ± Å S € f •

(i) ± Å 8 6 € f •

Ú Z g Z ž È ç Z g Z , È ß Ñ
 H Û d 1 U ã Ä ç Y ± Å Æ \$
 þ £ l « ð ÷ A M # [p d 6
 Y þ ë l « O ± Å Y Ø 1
 • ½ h f

| | | Six months ended 30 June 2025 Ú Z g Z ž È Ñ Ü g d Ú ß Ñ H Û | | | | | |
|--------------|--------------|---|--|---|---|--|------------------------------------|
| | | Direct sales to online customers \\ Y £ þ j Ò V / RMB 000 [O Æ w © | Direct sales to offline customers \\ Y £ þ h Ò V / RMB 000 [O Æ w © | Sales to offline distributors £ þ h ¼ V V / RMB 000 [O Æ w © | Direct sales to E-commerce platforms \\ Y £ e ; (V / RMB 000 [O Æ w © | Sales to online distributors £ þ j ¼ V V / RMB 000 [O Æ w © | Total < RMB 000 [O Æ w © |
| Revenue | * | 462,601 | 157,137 | 224,781 | 147,480 | 22,582 | 1,014,581 |
| Gross profit | ^a | 222,042 | 107,725 | 116,616 | 73,258 | 7,889 | 527,530 |

| | | Six months ended 30 June 2024 Ú g Z, ç d Û | | | | | |
|--|--|---|--|--|---|---|-------------------------------|
| | | Direct sales to online customers þ Ò RMB 000 D w' | Direct sales to offline customers þ Ò RMB 000 D w' | Sales to offline distributors þ ¼ V / RMB 000 D w' | Direct sales to E-commerce platforms £ e ; (V / RMB 000 D w' | Sales to online distributors þ ¼ V / RMB 000 D w' | Total < RMB 000 D w' |
| | | | | | | | |



NOTES TO THE UNAUDITED INTERIM FINANCIAL REPORT

2025年6月30日止六个月的未经审计的财务报表

(Expressed in Renminbi unless otherwise indicated)

3 REVENUE AND SEGMENT REPORTING (continued)

3 营业收入及分部报告 (续)

(b) Segment reporting (continued)

(b) 分部报告 (续)

(ii) Reconciliation of reportable segment profit or loss

(ii) 可报告分部利润及亏损的调节

Six months ended 30 June

截至六月三十日止六个月

| 2025 | 2024 |
|-----------|-----------|
| Z g Z ž Ě | Z g Z , Ě |
| RMB 000 | RMB 000 |
| [O Æ w © | [O Æ w © |

(iii) 其他

h CE 1 • P ë (i)l&.7

Øž (ii)l«YJ8e@

Øž * 8

† Yfi# :°

Øž# W16

Øž# 8e@

Øž * Yfi#

W2 * Yfi#

ì * d2lY

Øž



NOTES TO THE UNAUDITED INTERIM FINANCIAL REPORT
 J ¼ 2 • , Ì S • W

(Expressed in Red9T i unless otherwise indicated) Ö È \$ P Ö 8 . d i ø [O Æ • j •

3 REVENUE AND SEGMENT REPORTING (continued)

(b) Segment reporting (continued)

(iii) Geographic information (continued)

Revenues from external customers

8 . Å Ö Y x]

Six months ended 30 June

Ú - Ü g d Ú ß - H Ü

Specified non-current assets

8 › ø t *

| | | Six months ended 30 June | | Specified non-current assets | |
|------------------|-----|--------------------------|-----------|------------------------------|---------------------|
| | | 2025 | 2024 | At 30 June 2025 | At 31 December 2024 |
| | | Z g Z ž Ě | Z g Z , Ě | ö Z g Z ž Ě | ö Z g Z , Ě |
| | | RMB 000 | RMB 000 | - Ü g d Ú | d Z Ü g d S Ú |
| | | [O Æ w © | [O Æ w © | [O Æ w © | [O Æ w © |
| Chinese Mainland | 7 畝 | 1,014,182 | 1,059,304 | 341,372 | 361,568 |
| Hong Kong | 0 ¥ | 106 | | | |
| Other countries | 1 畝 | 293 | | 2,900 | |
| | | 1,014,581 | 1,059,304 | 344,272 | 361,568 |

4 OTHER NET INCOME

4 | ü x]

Six months ended 30 June

Ú - Ü g d Ú ß - H Ü

| | | 2025 | 2024 |
|---|--------------------|-----------|-----------|
| | | Z g Z ž Ě | Z g Z , Ě |
| | | RMB 000 | RMB 000 |
| | | [O Æ w © | [O Æ w © |
| Net fair value changes on financial assets measured at FVPL | 2 fi 畝 BY D * fi 畝 | 2,244 | 908 |
| Interest income | 畝 | 1,021 | 3,327 |
| Government grants (note (i)) | 畝 (i) | 2,226 | 2,486 |
| Net gain on disposal of property, plant and equipment | /J8e 畝 畝 X | 20 | 254 |
| Foreign exchange gain | 畝 | 9 | 1,545 |
| Others | lü | 799 | (547) |
| | | 6,319 | 7,973 |

(i) Government grants were received or receivable from several local government authorities as a recognition of the Group's contribution towards the local economic development.

(i) A - p 畝 Ü - 畝 lu l 畝 fi 畝 * Y 畝



NOTES TO THE UNAUDITED INTERIM FINANCIAL REPORT

2024年中期报告

(Expressed in Renminbi unless otherwise indicated)

5 其他权益工具

其他权益工具—永续债

| | | | |
|------|---------------|------|---------------|
| 年初余额 | 53,635,000.00 | 期末余额 | 55,525,000.00 |
| 本期增加 | 1,890,000.00 | 本期减少 | — |
| 其他 | — | 其他 | — |



NOTES TO THE UNAUDITED INTERIM FINANCIAL REPORT

J ¼ 2 • , Ì S • W

(Expressed in Red9T i unless otherwise indicated) Ö È \$ P Ô 8 . d i ø [O Æ • j •

6 INCOME TAX IN THE CONSOLIDATED STATEMENT OF PROFIT OR LOSS

6] ¥ & B Ç E • Y Ô { ü

(a)] ¥ & B Ç E • Y ü ° 8 j

ì ½ • • 6 [O • q 7 † 8 Ô { ü , ‘
¿ ¼ D â 7 d l « ð • • ® !
© › % ~ f è ; † 8 ™ d (ö Ú Z
g Z ž È ¿ Z g Z , È - Ü g d Ú ß
- H Ü . † 8 Ô { ü ü h 20%¿
75%Y, ð; Ô
I fi! Y Ô ü 7 ð fi!
Ú g Z ¿ g Z , ¿
d ð ð 25%Y, ü fi v
8 Ô

% ð • ¿ ð ¥ ..
ì Ö * Ô fi Y Y Ç
Ô ð Ú g Z ¿ g Z
, ¿ d Ú H Ü fi .
Ô X . 100% V * Ô



NOTES TO THE UNAUDITED INTERIM FINANCIAL REPORT

ՀՀ ԿԵՆՏՐԱԿԱԼ ԲԱՆԿ

ՀՀ ԿԵՆՏՐԱԿԱԿԱՆ ԲԱՆԿ



7 Էջ



NOTES TO THE UNAUDITED INTERIM FINANCIAL REPORT
 厦 门 燕 宫 酒 店 有 限 公 司

(Expressed in Renminbi Yuan unless otherwise indicated)

8 PROPERTY, PLANT AND EQUIPMENT

(a) Right-of-use assets

During the six months ended 30 June 2025, the Group entered into a number of lease agreements for use of retail stores and administrative offices, and therefore recognised the additions to right-of-use assets of RMB12,189,000 (six months ended 30 June 2024: RMB21,137,000).

The Group leased a number of retail stores which contain variable lease payment terms that are based on sales generated from the retail stores and minimum annual lease payment terms that are fixed. These payment terms are common in retail stores in Chinese Mainland where the Group operates. The amount of fixed and variable lease payments for the six months ended 30 June 2025 and 2024 is summarised below:

8 租 赁 资 产

(a) 租 赁 资 产

在 2025 年 6 月 30 日 的 六 个 月 中，本 集 团 进 入 了 一 些 租 赁 协 议，用 于 零 售 店 和 行 政 办 公 室，因 此 确 认 了 租 赁 资 产 的 增 加 额 为 人 民 币 12,189,000 元（2024 年 6 月 30 日 的 六 个 月 中：人 民 币 21,137,000 元）。

本 集 团 租 赁 了 一 些 零 售 店，其 中 包 含 可 变 租 金 支 付 条 款，即 租 金 支 付 额 基 于 零 售 店 的 销 售 额，同 时 也 包 含 最 低 年 度 租 金 支 付 条 款，即 租 金 支 付 额 是 固 定 的。这 些 支 付 条 款 在 中 国 主 陆 的 零 售 店 中 很 常 见，本 集 团 在 此 处 经 营。六 个 月 中 固 定 租 金 支 付 和 可 变 租 金 支 付 的 金 额 总 计 如 下：

| | | Six months ended 30 June 2025 2025 年 6 月 30 日 止 的 六 个 月 | | |
|---|-----------|--|--|---|
| | | Fixed payments x › ù › RMB 000 [O Æ w © | Variable payments ù › RMB 000 [O Æ w © | Total payments ù › < X RMB 000 [O Æ w © |
| Retail stores | g/‡ | 6,974 | 757 | 7,731 |
| Manufacturing facilities and administrative offices | ‡ Æ A l i | 12,215 | | 12,215 |
| | | 19,189 | 757 | 19,946 |



NOTES TO THE UNAUDITED INTERIM FINANCIAL REPORT
 2024 年 6 月 30 日止六个月的
 未经审计的财务报表附注

8 PROPERTY, PLANT AND EQUIPMENT (continued)

(a) Right-of-use assets (continued)

Six months ended 30 June 2024
 截至 2024 年 6 月 30 日止六个月的

| | | Fixed payments xø RMB 000 Dw' | Variable payments ø RMB 000 Dw' | Total payments øX RMB 000 Dw' |
|---|--------|--|--|--|
| Retail stores | g/† | 5,263 | 2 | 5,265 |
| Manufacturing facilities and administrative offices | [EAlfi | 13,614 | | 13,614 |
| | | 18,877 | 2 | 18,879 |

(b) Acquisitions and disposals of owned assets

During the six months ended 30 June 2025, the Group acquired items of property, plant and equipment which mainly include leasehold improvement, machinery and office and other equipment with a cost of RMB8,762,000 (six months ended 30 June 2024: RMB100,663,000). Items of property, plant and equipment with a net book value of RMB7,000 were disposed during the six months ended 30 June 2025 (six months ended 30 June 2024: RMB27,000), resulting in a gain on disposal of RMB1,000 (six months ended 30 June 2024: loss on disposal of RMB10,000).

8 J 8 e @ Ò ÷ £ ê € f •

(a) 4 \ Æ * € f •

Six months ended 30 June 2024

ÚgZ, g d Ú

Ú Z g Z ž È ñ Ü g d Ú ß ñ H
 Ü d l « ... Ä J 8 e @ Ò ÷ £ ê °
 f€ ô < a # J 8 L e Ú œ ø
 ÷ l © ÷ l ü £ ê ð Ó l % [O Æ
 8,762,000 ÚgZ, g d
 Ü g Z , g d Ú H
 Ü / * & ð ~ 7,000 Y
 J 8 e @ g Z ,
 g d Ú ~ 27,000
 d q s D ~ 1,000
 Z g Z , g d Ú H
 / f & D ~ 10,000



NOTES TO THE UNAUDITED INTERIM FINANCIAL REPORT

J ¼ 2 •, Ì S • W

(Expressed in Red9T i unless otherwise indicated) Ö È \$ P Ô 8 . d i ø [O Æ • j •

9 GOODWILL

9 ‘

| | | RMB 000 |
|--|------------------------------|---------|
| | | Dw' |
| Cost: | Ó I j | |
| At 1 January 2024 | ZgZ, \$ŠÜ | 75,165 |
| Addition through business combination | À 6 | 2,000 |
| | | <hr/> |
| At 31 December 2024 and 30 June 2025 | ZgZ, dZÜgdSÜgZ, ÜdÜ | 77,165 |
| | | <hr/> |
| Accumulated impairment losses: |] ~ = f & j | |
| At 1 January 2024, 31 December 2024 and 1 January 2025 | ZgZ, \$ŠÜZgZ, dZÜgdSÜgZ \$ŠÜ | |
| Impairment loss recognised | ‰ | (9,179) |
| | | <hr/> |
| At 30 June 2025 | ZgZ ÜdÜ | (9,179) |
| | | <hr/> |
| Carrying amount: | * & = j | |
| At 30 June 2025 | ZgZ ÜdÜ | 67,986 |
| | | <hr/> |
| At 31 December 2024 | ZgZ, dZÜgdSÜ | 77,165 |
| | | <hr/> |



NOTES TO THE UNAUDITED INTERIM FINANCIAL REPORT

J ¼ 2 • , Ì S • W

äšš ä[0 j

9 GOODWILL (continued)

Goodwill is allocated to the Group's cash-generating units (CGUs) identified according to city of operation and operating segment as follows:

9 ' € f •

ì ½ 6 ì 9 ÿ 6 ± Å ± ā l « Š
Æ 9 Y \$ - * [Y ' ½ h j

| | | At 30 June 2025 ö Z g Z ž Ě ¬ Ü g d Ú RMB 000 [O Æ w © | At 31 December 2024 ö Z g Z , Ě d Z Ü g d S Ú RMB 000 [O Æ w © |
|---|------------------------|---|---|
| Beijing Tianfeiyuan Trading Co., Ltd. (Beijing Tianfeiyuan) offline retail | / : ò q Æ ! Ī ŋ / | 22,430 | 31,609 |
| Harbin Jinyanhui Trading Co., Ltd. (Harbin Jinyanhui) offline retail | Ī è q Æ ! Ī ŋ / | 17,301 | 17,301 |
| Changchun Jinyanhui Trading Co., Ltd. (Changchun Jinyanhui) offline retail | F 9 è q Æ ! F Ī ŋ / | 15,245 | 15,245 |
| Taiyuan Jixiangyan Trading Co., Ltd. (Taiyuan Jixiangyan) offline retail | ā 9 B ò q Æ ! ā ŋ / | 11,010 | 11,010 |
| Nanning Jinyanli Trading Co., Ltd. (Nanning Jinyanli) offline retail | ì ò q Æ ! Ī ŋ / | 2,000 | 2,000 |
| | | 67,986 | 77,165 |



NOTES TO THE UNAUDITED INTERIM FINANCIAL REPORT

2025

(Expressed in Renminbi Yuan unless otherwise indicated)

9 GOODWILL (continued)

Beijing Tianfeiyuan offline retail

The recoverable amount of the Cash Generating Unit (CGU) Beijing Tianfeiyuan is determined based on value-in-use calculations. The Group engaged an independent professional valuer to assist with the calculation. These calculations use cash flow projections based on financial budgets approved by management covering a five-year period. The key assumptions used in estimating the recoverable amount are as follows:

| | |
|--|----------------|
| Annual growth rate of revenue during five-year forecast period | 0% - 2% |
| Estimated weighted average growth rate beyond the five-year period | 2% |
| Pre-tax discount rate | 9.69% - 12.07% |

The financial performance of Beijing Tianfeiyuan has been lower than expectation in the first half of 2025. As a result, the impairment loss of RMB9,179,000 related to the CGU Beijing Tianfeiyuan was recognised during the six months ended 30 June 2025 as it has been reduced to

9 商標 (continued)

北京天飛源線下零售

北京天飛源現金產生單位的可收回金額是根據使用價值計算確定的。本集團聘請獨立專業估值師協助計算。這些計算使用基於管理層批准的涵蓋五年期的財務預算的現金流量預測。估計可收回金額時所用的關鍵假設如下：

| | |
|-----------------|----------------|
| 五年預測期內收入年增長率 | 0% - 2% |
| 五年預測期後估計加權平均增長率 | 2% |
| 預稅折現率 | 9.69% - 12.07% |

北京天飛源財務表現低於預期。由於此原因，北京天飛源現金產生單位在2025年首六個月內減值損失人民幣9,179,000元，因為其價值已降至



NOTES TO THE UNAUDITED INTERIM FINANCIAL REPORT

ՀՀ ԿԻՄ ԲՆԱԿԱՆՈՒԹՅԱՆ ՄԻՆԻՍՏԵՐԱՆ

ՀՀ ԿԻՄ ԲՆԱԿԱՆՈՒԹՅԱՆ ՄԻՆԻՍՏԵՐԱՆ



10 EQUITY SECURITIES DESIGNATED AT FVOCI



2024 半年度报告

(Expressed in Renminbi unless otherwise indicated)

11 INVENTORIES (continued)

(a) The analysis of the amount of inventories recognised as an expense and included in profit or loss is as follows:

| | | Six months ended 30 June | |
|--|--------|--|--|
| | | 2025 | 2024 |
| | | Zhangjiachang RMB 000 [Renminbi] | Zhangjiachang RMB 000 [Renminbi] |
| Carrying amount of inventories sold | / 库存 = | 435,309 | 489,451 |
| Carrying amount of inventories recognised as research and development expenses | 研发 = | 265 | 1,599 |
| Write-down of inventories | 减值 | 725 | 1,230 |
| | | 436,299 | 492,280 |

12 TRADE RECEIVABLES, OTHER RECEIVABLES AND PREPAYMENTS

(a) Trade and other receivables

| | | At | |
|--|--------------|--|--|
| | | 30 June 2025 | 31 December 2024 |
| | | Zhangjiachang RMB 000 [Renminbi] | Zhangjiachang RMB 000 [Renminbi] |
| Trade receivables, net of loss allowance third parties | 应收账款 第三方 | 68,268 | 92,367 |
| Deposits | 2 | 5,035 | 4,102 |
| Amounts due from related parties (note 19(c)) | 关联方 19(c) | 1,900 | Trade ties (note 19(c)) |



J ¼ 2 •, Ì S • W
 (Expressed in Renminbi unless otherwise indicated) È \$ Þ Ò 8 . d i ø [O Æ • j •

12 TRADE RECEIVABLES, OTHER RECEIVABLES AND PREPAYMENTS (continued)

(a) Trade and other receivables (continued)

As at 30 June 2025 and 31 December 2024, all of the trade and other receivables are expected to be recovered or recognised as

12 q ø Ð x › ° e l ü Ð x › °
 ¿ k ù › ° € f •

(a) q ø ¿ l ü Ð x › ° € f •

õ Z g Z ž È - Ü g d Ú ¿ Z g Z ,
 È d Z Ü g d S Ú d k , Ô Þ q ø ¿
 l ü Ð x › ° Z õ S È « x « Ð ½ ©
 ‰ š Œ f

* g ±

Ú S , K d q ø Ð x › ° €] q
 ø ¿ l ü Ð x › ° • 2 ĩ C Ú , Ô ð f
 & a ê Y * g ± ½ h j

q ø Ð x › ° š C ~ Ú Í 30 90´
 Q f J Å q C t @ 3H
 ü t ð q d ù
 f f



中 國 有 限 公 司

(Expressed in Renminbi unless otherwise indicated)

12 TRADE RECEIVABLES, OTHER RECEIVABLES AND PREPAYMENTS (continued)

(b) Prepayments

| | | At 30 June 2025 人民币 [O A E w ©] | At 31 December 2024 人民币 [O A E w ©] |
|---------------------------|-------|---|---|
| Prepayments for: | | | |
| advertising expenses | h k k | 53,370 | 58,076 |
| purchase of raw materials | Ñ Õ | 3,737 | 2,455 |
| others | Ñ ù | 18,606 | 15,465 |
| | | 75,713 | 75,996 |

13 CASH AND CASH EQUIVALENTS

| | | At 30 June 2025 人民币 [O A E w ©] | At 31 December 2024 人民币 [O A E w ©] |
|--|--------------|---|---|
| Cash at bank and on hand (note (i)) | W (i) | 503,424 | 410,724 |
| Cash balances with payment platforms (note (ii)) | Y \$ qV (ii) | 14,870 | 9,784 |
| Cash and cash equivalents | \$ J | 518,294 | 420,508 |

(i) As at 30 June 2025, HK\$3,107,000 (equivalent to approximately RMB2,833,000) (31 December 2024: HK\$1,205,000, equivalent to approximately RMB1,116,000) and RMB329,000 (31 December 2024: RMB984,000) were placed with a bank in designated accounts in relation to Share Scheme Trust under the H Share Incentive Scheme as disclosed in note 15.

(ii) The amount represents cash balances kept with third party payment platforms, which can be withdrawn on demand.

(i) 3,107,000 ¥
2,833,000
1,205,000 ¥
1,116,000
329,000
984,000
150

(ii) X8 g (Y \$
qd2df



江苏阳光股份有限公司

(Expressed in Renminbi unless otherwise indicated) 人民币列示，除非另有说明

13 页 - 江苏阳光股份有限公司



J ¼ 2 •, Ì S • W

(Expressed in Red9T i unless otherwise indica€) Ö È \$ P Ô 8 . d i ø [O Æ • j •

14 TRADE AND OTHER PAYABLES (continued)

As of the end of the reporting period, the ageing analysis of trade payables (which are included in trade and other payables), based on the invoice date, is as follows:

14 q ø ¿ l ü ð ù › ° € f •

Ú S , K d q ø ð ù › ° €] q ø ¿
l ü ð ù › ° • 2 ï C Ú , Y * g ± ½
h j

| At | At |
|-------------|---------------|
| 30 June | 31 December |
| 2025 | 2024 |
| õ Z g Z ž Ě | õ Z g Z , Ě |
| - Ü g d Ú | d Z Ü g d S Ú |
| RMB 000 | RMB 000 |
| [O Æ w © | [O Æ w © |

15 ø Æ B Q Y p ... ù › t ø

H p ç , Æ

õ Z g Z , Ě g Ü Z d ž Ú d H p p ç

H p ç p ç

6 X f H p ç Y ç

¥ † ~ k Y ~ f d H

1 m T Ó

H p ç d l f i ! K g Ú

ã ð # X D ñ

ç d f e 5

ð # l f i ! H p ç Y p f

l f i ! M # p f Y °

z d (P % H p ç p Y

¥ † ~ k Y ~ B d l f i !

Z p f n G f



J ¾ 2 •, Ì S • W

(Expressed in Renminbi unless otherwise indicated) È \$ P Ô 8 . d i ø [O Æ • j •

15 ø Æ B Q Y p ... ù > t ø
€ f •

H p ç , œ € f •

¾ | ® ! - X Y ¥ ø ~ k Z - ! Ä
a B Æ ... X € ! Ä a B Æ ... X ™ d ... ! Ä
a B Æ ... X å n Û d ¥ ø ~ k . P
Õ ù © ... Y Æ ; f ö ! Ä a B Æ ... X M
Ì å n d a Ä [ð ì ½ ¥ ø ~ k Y
8 j ± ã ¿ ^ Ä H p ç Y l f i !
— H p S H p d ¥
ì ~ k . P a ' S H p m Y
% œ 7 6 p f
l f i ' d H p ç 6 S 2
8 ' ' Æ B ` X Y
~ ä ä g l f i ! n a z Æ j % q 3 4 * a Æ œ œ * a Æ i i M & t # 1 M n l & T \$ 1 M



J ¼ 2 •, Ì S • W

(Expressed in Red9T i unless otherwise indica€) Ö È \$ P Ô 8 . d i ø [O Æ • j •

15 EQUITY SETTLED SHARE BASED TRANSACTIONS (continued)

H Share Incentive Scheme (continued)

Subject to meeting the service and appraised conditions in respect of the Company's revenue and profits in the financial year prior to a given vesting date, the Trust Units will be vested in the following manner:

| | Vesting dates à n Ú , | Proportion of vesting à n â 7 |
|---------------------|--------------------------|----------------------------------|
| First batch KS> | July 2026 ZgZŸÜ | 40.00% |
| Second batch KZ> | July 2027 ZgZVŸÜ | 30.00% |
| Third batch Kg> | July 2028 ZgZŸÜ | 30.00% |

Movements in the number of Trust Units granted to directors and employees are as follows:

15 ø Æ B Q Y p ... ù > t ø
€ f •

H p ç , œ € f •

Þ ë ! ® ! ö 8 > à n Ú , Ã S H Ì A
Ë Y x] ç ; — L ¥ ç Y â •
d Ì Ä a B Æ ... X Z 2 ø h Ù Ì à n j

→ š è + ç ‡ p Y Ì Ä a B Æ ... X p f Y
½ h j

| | 2025 Z g Z ž Ě | | 2024 Z g Z , Ě | |
|--|--|--|--|--|
| | Number of Trust Units Ì Ä a B Æ ... X p f | Equivalent of number of Restricted H Shares ' ... ö a " S H p p f | Number of Trust Units Ì Ä a B Æ ... X p f | Equivalent of number of Restricted H Shares ' ... ö a " S H p p f |
| | | | | |



15 EQUITY SETTLED SHARE BASED TRANSACTIONS (continued)

H Share Incentive Scheme (continued)

The fair value of services received in return for the Trust Units granted is measured by reference to the fair value of Trust Units granted. The estimate of the fair value of the Trust Units granted is measured based on a binomial lattice model. The fair value of the first batch of Trust Units has been measured on 30 June 2025, being the date when the Group has specified the related performance targets, and the Group and the grantees have a shared understanding of the terms and conditions of the arrangement for the first batch Trust Units. Accordingly, the first batch Trust Units have been valued at HK\$2.66–HK\$3.11 (equivalent to approximately RMB2.43–RMB2.84) per share.

The Group has not specified the performance targets related to the second batch and the third batch Trust Units. The Group has estimated the fair value of the second batch and the third batch Trust Units on 30 June 2025, for the purposes of recognising the services received. Accordingly, the second batch and the third batch Trust Units have been valued at HK\$2.78–HK\$3.13 and HK\$2.90–HK\$3.15 (equivalent to approximately RMB2.53–RMB2.85 and RMB2.64–RMB2.87 respectively) per share respectively.

15 0 Æ B Q Y p ... ù > t ø € f •

H p ç , 0 Æ f •

* % 0 l _ | Ä a B Æ ... X p { Y ®
 a = W ý ñ Y ! Ä a B Æ ... X Y ®
 a = Ž f ñ | Ä a B Æ ... X Y ® a
 = W ? õ Z ° Ì , Æ › | Ì †
 Ž f K S - | Ä a B Æ ... X Y ® a =
 õ Z g Z ž È ñ Ü g d Ú Ž d Ú % 0 l
 « ü ´ è 8 6 f z d ò l « ~ Ö ñ
 [Á K S - | Ä a B Æ ... X Ä ° Y ä › ç
 â • : Ó • Æ Y Ú , f a ä d K S - | Ä
 a B Æ ... X Y = % 0 Ê 2.66 ¥ 3.11
 ¥ 2.43 2.84

f ' ,

| | | |
|---------------------------|--------|--------|
| l « J 1 K Z › K g › a B ~ | | |
| X 6 f z f l « K Z › | | |
| K g › a B ~ X i z g Z › | | |
| Ü d Ü f i " a p 0 Y | | |
| f a i K Z › K g › a B ~ | | |
| XY 9 p | 2.78 ¥ | 3.13 ¥ |
| 2.90 ¥ | 3.15 ¥ | 2.85 ¥ |
| 2.53 ¥ | 2.85 ¥ | 2.64 ¥ |
| 2.87 | | |



2024年中期報告

(Expressed in Renminbi unless otherwise indicated)

15 EQUITY SETTLED SHARE BASED TRANSACTIONS (continued)

H Share Incentive Scheme (continued)

Fair value of share options and assumption

15 股權結算股份基礎交易
(續)

H 股激勵計劃 (續)

... 公允價值及假設

| | The first batch Trust Units K S - 1 Ä a B ÄE ... X | The second batch Trust Units K Z - 1 Ä a B ÄE ... X | The third batch Trust Units K g - 1 Ä a B ÄE ... X |
|-------------------------|---|--|---|
| Share price ” p | HK\$6.30 6.30¥ | HK\$6.30 6.30¥ | HK\$6.30 6.30¥ |
| Exercise price 4 | HK\$4.85 4.85¥ | HK\$4.85 4.85¥ | HK\$4.85 4.85¥ |
| Time to maturity QÛ | 1 year 1, | 2 year 2, | 3 year 3, |
| Exercise multiple 4p | 2.2-2.8 | 2.2-2.8 | 2.2-2.8 |
| Volatility *7 | 30.14%-31.68% | 30.14%-31.68% | 30.14%-31.68% |
| Risk free rate | | | |



NOTES TO THE UNAUDITED INTERIM FINANCIAL REPORT

2024年中期报告

2024年6月30日止

16 CAPITAL, RESERVES AND DIVIDENDS

16 股本及储备

(a) Dividends

(a) 股息

- (i) Dividends payable to equity shareholders of the Company attributable to the interim period

- (i) 应付权益股东的股息

The directors of the Company did not recommend the payment of an interim dividend for the six months ended 30 June 2025 and 2024.

本公司董事不推荐就截至2025年6月30日止六个月及2024年6月30日止六个月支付中期股息。

- (ii) Dividends payable to equity shareholders of the Company attributable to the previous financial year, approved and paid during the interim period

- (ii) 应付权益股东的股息

Six months ended 30 June
截至2024年6月30日止六个月

| | | 2025 Z g Z ž Ě RMB 000 [O Æ w © | 2024 Z g Z , Ě RMB 000 [O Æ w © |
|---|--|---|---|
| Final dividend in respect of the previous financial year, approved during the following interim period, of RMB21.5 cents per ordinary share (six months ended 30 June 2024: RMB21.5 cents per ordinary share) | hS xP jSÄYKpþ wpD~ 21.5- ZgZ,ÜdÜ Hjþwp D~ 21.5- | 100,083 | 100,077 |
| Less: dividend for ungranted shares under H Share Incentive Scheme | fl HpçY pp„ | (451) | |
| | | 99,632 | 100,077 |
| Less: dividend for unvested shares under H Share Incentive Scheme | fl HpçäY pp„ | (1,548) | |
| Unpaid withholding tax | JfikÔ | (6,273) | |
| Final dividend in respect of the previous financial year paid | jSÄYKp„ | 91,811 | 100,077 |



NOTES TO THE UNAUDITED INTERIM FINANCIAL REPORT

J ¼ 2 • , Ì S • W

(Expressed in Red Unless otherwise indicated)

16 CAPITAL, RESERVES AND DIVIDENDS (continued)

(b) Nature and purpose of reserves

(i) Share premium

The share premium represents the difference between the par

(ii) Shares held for employee incentive scheme

The shares held for employee incentive scheme comprises the cost of the Company's shares held by the Group. At 30 June 2025, the Group held 9,294,400 of the Company's shares (31 December 2024: 9,294,400) included 7,199,500 (31 December 2024: 6,284,500)

(iii) Statutory reserve

Pursuant to the Articles of Association of the Group's Chinese Mainland companies and relevant statutory regulations, appropriations to the statutory reserve fund were made at 10% of profit after tax determined in accordance with accounting rules and regulation can be utilised in setting off accumulated losses or increasing capital of the their registered capital, and is not distributable to the shareholders in liquidation.

(iv) Fair value reserve (non-recycling)

The fair value reserve (non-recycling) comprises the cumulative net change in the fair value of equity investments designated at FVOCI under IFRS 9 that are held at the end of the reporting period.

16 1e® - ¿ p¹ € f •

(b) ® - Y Ì / ¿ f Y

(i) p ... P

p ... P 8 l ® ! p ... & = ~ Š ï
p ... Á ~ œ Y " X f

(ii) 1 † p ç , CE 5 Þ Y p ...

1 † p ç , CE 5 Þ Y p ... < l
Z g Z ž Ě - Ü g d Ú d l «
5 Þ l ® ! 9,294,400 p p Z g
Z, d Z g d s j ů 9,294,400
p d < % œ Hp ç <
Y 7,199,500 p p Z g Z, d

Z ü d s ů 6,284,500 p
W f 15

(iii) , ® -

1/2 • 7 « ® 6 • Ý ¿ , • 2 ü

(iv) Y 10% d d ů i q

Q W I Y 50% B fi
f 7 # l d 7 10
5 X fi q 1 W
I Y 25% d. k

(iv) ® a = • ê € " 7 « •

® a = • ê € " 7 « • < õ
S , K 5 Þ ò ì ½ 7 ç Ì S
_ Æ K 9 B 2 fi " ‡
l ð B Y p † Y j i
“ X f



NOTES TO THE UNAUDITED INTERIM FINANCIAL REPORT

J ¼ 2 •, Ì S • W

050 0/0 j



16 le® - ç p¹ € f •

(b) ® - Y Ì / ç f Y € f •

(v) . Ò • ê

. Ò • ê < IQ . 8 Ì

œ Ô * [Y Ô Þ . Ò " X f

(vi) p ... Ò ù ® -

p ... Ò ù ® - < Š - š l «

‡ p (J 4 Y ... p Æ - Ñ Ú

, Y ®ª = d Ì ½ 1 p ... ù > ®

v Y 6 A ½ © f

(c) IM #

l « M # l Y ô f Y J À @ %

* Ü ç S > ~ , ^ â ; ' L Y

ø ç ½ - • ø ¥ # Ó l _ { D d -

æ l « Þ • b 5 f ¾ d } Þ % p

5 f m 8 « d (l ç l ü ; B ´

ë k f

l « = > , è À ç M # l l V

ô d ø j 5 0 ÷ Y p « € - 0 ÷ Y

> > â ; h • ¼ \$ • ~ ç Y l

K 1 Ô m 8 Y ´ Ð ç Ä œ Ì ~ œ Y ;

E d (Ì ½ ¾ ö K 1 Y • Á l V

ô † Æ f

l « ø ¾ Æ À ~ l â %



NOTES TO THE UNAUDITED INTERIM FINANCIAL REPORT

J 3/4 2 •, Ĩ S • W

číslo účtu j



17 FAIR VALUE MEASUREMENT OF FINANCIAL INSTRUMENTS

(a) Financial assets and liabilities measured at fair value

Fair value hierarchy

The following table presents the fair value of the Group's financial instruments measured at the end of the reporting period on a recurring basis, categorised into the three-level fair value hierarchy

Fair value measurement. The level into which a fair value measurement is classified is determined with reference valuation technique as follows:

- in active markets for identical assets or liabilities at the measurement date observable inputs which fail to meet Level
- which market data are not available unobservable inputs

17 – D ^ H Y ® ^ a = Ž

(a) 2 ® ^ a = Ž Y – D * ě

À

® ^ a = 4 t

\



NOTES TO THE UNAUDITED INTERIM FINANCIAL REPORT

2017

(Expressed in Renminbi Yuan unless otherwise indicated)

17 - D^HY®^a = Ž €f•



17 FAIR VALUE MEASUREMENT OF FINANCIAL INSTRUMENTS (continued)

(a) Financial assets and liabilities measured at fair value (continued)

Fair value hierarchy (continued)

During the six months ended 30 June 2025 and 2024, there were no transfers between Level 1 and Level 2, or transfers into or out of Level 3. The Group's policy is to recognise transfers between levels of fair value hierarchy as at the end of the reporting period in which they occur.

Valuation techniques and inputs used in Level 2 fair value measurements

The fair value of trust industry protection fund in Level 2 is determined by discounting the estimated future cash flows at risky rate, which is the benchmark interest rate plus the risk premium as at the end of the reporting period.

(b) Fair value of financial assets and liabilities carried at other than fair value

The carrying amounts of the Group's financial instruments carried at amortised cost were not materially different from their fair values as at 31 December 2024 and 30 June 2025.

17 – D ^ H Y ® ^ a = Ž € f •

(a) 2 ® ^ a = Ž Y – D * ç
 Ä f •

® ^ a = 4 t € f •

ö Ú Z g Z ž Ě ç Z g Z , Ě – Ü
 g d Ú ß – H Ü d K S t ~ K Z t ~
 œ (Ì 7 a d Ð 7] Ð 7 K g t f
 I « Y A % ö ï [7 a Y S ,
 K ½ © ç ® ^ a = 4 t ~ œ Y 7 a f

K Z t ® ^ a = Ž 4 \ Y = ! ”
 ç i] p ½

K Z t ! Ä 8 - æ ? – Y ® ^ a = .
 @ 2 , ^ € C ö S , K Y ? _ ;
 , ^ P • h \$ J 8 \$ – t Ž >
 › f

(b) (ç 2 ® ^ a = • * Y – D *
 ç Ä Y ® ^ a =

I « 2 Å V Ó I • * Y – D ^ H Y
 * & = ~ I ö Z g Z , Ě d Z Ü g d
 S Ú ø ç Z g Z ž Ě – Ü g d Ú Y ®
 ^ a = Ì } ~ . f





NOTES TO THE UNAUDITED INTERIM FINANCIAL REPORT
 2024 年 1-6 月 中 期 未 审 计 财 务 报 告
 2024 年 6 月 30 日 止 的 六 个 月

19 MATERIAL RELATED PARTY TRANSACTIONS
 (continued)

19 与关联方的交易 (续)

(a) Key management personnel remuneration

(a) 关键管理人员薪酬

| | | Six months ended 30 June 2024 年 6 月 30 日止 六 个 月 | |
|---|--------|--|---|
| | | 2025 Z g Z ž Ě RMB 000 [O Æ w © | 2024 Z g Z , Ě RMB 000 [O Æ w © |
| Salaries, wages and other benefits | Z e Ě | 6,151 | 6,286 |
| Contributions to defined contribution retirement plan | Ě x 6 | 215 | 188 |
| Equity-settled share-based payment expenses | BQYp Ě | 1,689 | |
| | | 8,055 | 6,474 |

Total remuneration is included in staff costs (see note 5(b)).

< Z G Ě p ^ Ó I T M ° f Ě a •
W5(b)

(b) Other transactions with related parties

(b) 与关联方的其他交易

| | | Six months ended 30 June 2024 年 6 月 30 日止 六 个 月 | |
|--|---------------|--|---|
| | | 2025 Z g Z ž Ě RMB 000 [O Æ w © | 2024 Z g Z , Ě RMB 000 [O Æ w © |
| Trade in nature: | q ø Ě / j | | |
| Advertising services received | Y8 | | |
| Entities controlled by a director of the Group | Ě x SY ... | 6,325 | 21,536 |
| Sales of edible bird's nest products | V / ø * Ü | | |
| Entity significantly influenced by one of the Controlling Shareholders | Ě p p Ě Y ... | 7,141 | 8,738 |



NOTES TO THE UNAUDITED INTERIM FINANCIAL REPORT

(Expressed in Renminbi unless otherwise indicated)

19 MATERIAL RELATED PARTY TRANSACTIONS
(continued)

19 } ë L Û t ø € f •

(c) Balances with related parties

(c) ~ ë L Û Y q

| | | At 30 June 2025 ø Z g Z ž Ě - Ü g d Ú RMB 000 [O Æ w © | At 31 December 2024 ø Z g Z , Ě d Z Ü g d S Ú RMB 000 [O Æ w © |
|--|----------------------|---|---|
| Trade in nature: | q ø ì / j | | |
| Prepayments | k ø | | |
| Entities controlled by a director of the Group | Ñ Æ SY... | 5,977 | 4,458 |
| Other receivables included in trade and other receivables | q ø ì - l ø - | | |
| Entities controlled by a director of the Group | Ñ Æ SY... | 1,900 | 1,900 |
| Receipts in advance included in trade and other payables | q ø ì * Ñ Æ SY... | | |
| Entity significantly influenced by one of the Controlling Shareholders | Ñ Æ SY... | 1,461 | |
| Other payables included in trade and other payables | q ø ì - l ø - | | |
| Entity significantly influenced by one of the Controlling Shareholders | Ñ Æ SY... | 927 | 3,471 |
| Contract liabilities | À | | |
| Entity significantly influenced by one of the Controlling Shareholders | Ñ Æ SY... | 3,102 | 4,198 |

20 NON ADJUSTING EVENTS AFTER THE REPORTING PERIOD

20 S , Y ç Æ + •

On 29 July 2025, 501,200 H shares were repurchased on the Stock Exchange by the Company at a total consideration of approximately HK\$4,262,000.

ø Z g Z ž Ě V Ü Z d X Ú d l © ! ø
L t Ô ... «501,200p H p d < p Ò
4,262,000 ¥



DEFINITION



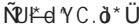
Ø

| | |
|--|---|
| Articles of Association or Articles of Association L | the articles of association of the Company, as amended from time to time L |
| Audit Committee L | the audit committee of the Board L |
| Award Letter L | a letter issued by the Company to each grantee in such form as the Board and/or the Delegatee may from time to time determine, specifying the name of the grantee, the number of Trust Units granted, the vesting criteria and conditions, the vesting date and such other terms and conditions to be determined by the Board and/or the Delegatee that are not inconsistent with the H Share Incentive Scheme L L L L L |
| Board of Directors or Board L | the board of directors of our Company L |
| CG Code L | the Corporate Governance Code as set out in Appendix C1 to the Listing Rules L |
| China, Mainland China or PRC L | People's Republic of China, excluding, for the purposes of this interim report and for geographical reference only and except where the context requires otherwise, Hong Kong, the Macau Special Administrative Region of the PRC and Taiwan L |
| Company, our Company, Group, our Group, we, us or Yan Palace | Xiamen Yan Palace Bird's Nest Industry Co., Ltd. (Xiamen Yan Palace Bioengineering Co., Ltd. (formerly known as Xiamen Yan Palace Bioengineering Co., Ltd.)) |



DEFINITION

Q

| | |
|----------------------------|--|
| Controlling Shareholders | has the meaning ascribed thereto under the Listing Rules and unless the context requires otherwise, refers to Mr. Huang, Mr. Zheng, Mr. Li, Ms. Xue, Xiamen Suntama and Jinyan Tengfei LP |
| pp | <p>  </p> |
| CSRC 796 | the China Securities Regulatory Commission (7N9 M#p6) 7N9 M#p6 |
| Delegatee(s) { | the Board committee(s) and/or person(s) delegated by the Board H6p6qJH6Yp |
| Director(s) H | the director(s) of our Company lfH |
| EBN+ products d +*Ü | <p>ready-to-serve EBN products (with an EBN feed rate of 1% or above and up to 5%) enhanced with other ingredients and/or nutrients, such as ginseng and gamma-aminobutyric acid</p> <p>  </p> |
| edible bird s nests or EBN | <p>nests created by swiftlets with their saliva. EBN is highly valued in Chinese culture and has been a renowned delicacy in Chinese cuisine for over 400 years. It is known for its nutritional profile, which includes, among others, sialic acid, amino acid, collagen, glycoprotein, antioxidants, calcium, potassium, iron, magnesium and hormones. Traditional Chinese medicine attributes various health benefits to EBN, such as promoting overall wellness, boosting the immune system, enhancing focus and concentration, increasing energy and metabolism and regulating circulation. Modern scientific studies conducted by authoritative sources have further validated the perceived health benefits of EBN products</p> <p>  </p> |



DEFINITION
È



DEFINITION

0

| | |
|--|---|
| <p>Hong Kong 0¥</p> | <p>the Hong Kong Special Administrative Region of the PRC 6Dq70¥9A</p> |
| <p>Hongyan Investment LP 0¥</p> | <p>Beijing Hongyan Equity Investment Center (Limited Partnership) (/ 0 ± — (¥)), a limited partnership established in the PRC on October 20, 2014 / 0 ± 106-ZgS, dÜdÜÓYB ¥</p> |
| <p>IFRS Accounting Standards 7\$6_</p> | <p>includes all applicable individual IFRS Accounting Standards, IAS Standards and IFRIC Interpretations issued by the International Accounting Standards Board (IASB) < 7\$ # + 7\$ # + 61Y 0N97\$ 6e7\$Z\$Qp6Q</p> |
| <p>Jinjun Hongyan LP 0¥</p> | <p>Pingtian Jinjun Hongyan Investment Partnership LP (; 0¥ (¥ « »), a limited partnership established in the PRC on April 20, 2018 ; 0¥ 106-ZgS, dÜdÜÓY ¥</p> |
| <p>Jinyan Tengfei LP 0¥</p> | <p>Xiamen Jinyan Tengfei Equity Investment Partnership (Limited Partnership) (0¥ p ± ¥ (¥)), a limited partnership established in the PRC on December 14, 2020 and an employee incentive platform of our Group and one of our Controlling Shareholders 0¥ 106-ZgZgdZÜ, ÜÓ Y 0d1p qppS</p> |
| <p>Listing j9</p> | <p>the listing of the H Shares on the Main Board of the Stock Exchange HpLt0</p> |
| <p>Listing Date j9Ú</p> | <p>December 12, 2023, being the date on which the H Shares were listed on the Main Board of the Stock Exchange ZgZgdZÜÜH pEt0Ú</p> |
| <p>Listing Rules j9~</p> | <p>the Rules Governing the Listing of Securities on The Stock Exchange of Hong Kong Limited, as amended or supplemented from time to time 0¥ 106-ZgZÜp-</p> |



DEFINITION
E

Model Code
z_ the Model Code for Securities Transactions by Directors of Listed Issuers contained in Appendix C3 to the Listing Rules



DEFINITION

Q

| | |
|----------------------------|--|
| SFO | the Securities and Futures Ordinance, Chapter 571 of the Laws of Hong Kong, as amended, supplemented or otherwise modified from time to time |
| Nā | 07K 571 7000 |
| Share(s) | ordinary share(s) in the share capital of the Company with a par value of RMB0.20 each |
| p | lfip l p&D 0.20Ywp |
| Shareholder(s) | holder(s) of our Share(s) |
| p | p5P |
| Stock Exchange | The Stock Exchange of Hong Kong Limited |
| LtÔ | 070 |
| Strategy Committee | the strategy committee of the Board |
| + p6 | £ 6 + p6 |
| subsidiary(ies) | has the meaning ascribed thereto under the Listing Rules |
| fil | Hp Ô |
| Substantial Shareholder(s) | has the meaning ascribed to it under the Listing Rules |
| ô | Hp Ô |
| Supervisor(s) | the supervisor(s) of our Company |
| 9+ | lfif9+ |
| Target Share(s) | the H Share(s) of the Company underlying the H Share Incentive Scheme |
| fzp | Hp Ô lfif! |

·ng thshare(<0



DEFINITION
Ē

| | |
|---------------------|---|
| Trustee | the trustee to be appointed by the Company for the purpose of the trust constituted under the trust management agreement to be entered into pursuant to the H Share Incentive Scheme |
| a[| Īfī! Ī%o ĤpōñYJ#XDēnYĪa[|
| Trust Unit(s) | unit(s) of beneficial rights under the Trust as granted to the grantees by the Board and/or the Delegatee(s) and as divided by the trustee to be appointed by the Company for the purpose of the H Share Incentive Scheme |
| ĪBX | Ĥ 6 ĵ Īē (Īfī! ĤpōñYZ Ya[YĪBX |
| United States | the United States of America, its territories, its possessions and all areas subject to its jurisdiction |
| Ō | Ō Ĥ d Īē n fī Ĥ Ī MY Ō |
| USD or US\$ | US dollars, the lawful currency of the United States |
| Ō | Ō Ō |
| Xiamen Jinyanlai LP | Xiamen Jinyanlai Investment Partnership (Limited Partnership) (Ĥ Ī Ī (Ĥ Ī Ī)), a limited partnership established in the PRC on July 17, 2015 |
| Ĥ Ī Ī | Ĥ Ī Ī Ī S Ī ZgS Y Ū V Ū Ō Y Ī Ī |
| Xiamen Suntama | Xiamen Shuangdanma Industrial Development Co., Ltd. (9P8ĪĪ !), a limited liability company established in the PRC on November 11, 1997 and one of our Controlling Shareholders |
| PĪ | 9P8ĪĪ Ī S Ī XXV d S Ū Ū Ō Y Ī fī Ī Ī Y p p S |

